

Coventry Childcare Sufficiency Assessment 2024 -2025



Contents

1. Achievements against recommendations from previous assessment
2. Methodology, Background and Context
3. Coventry Demographic data
4. Childcare supply and demand including a parental survey of Out of school provision in Coventry
5. Take up rates of early years funding entitlements
6. Quality profile of Ofsted registered providers in Coventry.
7. The Early Years and Childcare training programme
8. Geographical Gaps and Recommendations
9. Appendices – Maps



Achievements against recommendations from previous assessment

Recommendation One

Promote the take up of all Early Education Funding entitlements with a particular focus on improving the take- up of the universal offer for 3- and 4-year-olds.

Progress since the report was published

An extensive range of marketing materials have been created in-house. Additionally, the Local Authority (LA) has been disseminating Childcare Choices website resources to parents and stakeholders across the sector. Leaflets have been distributed widely across the City through family hubs, libraries, schools, health teams, and a wide range of community venues ensuring that updated versions of the marketing materials are made readily available. Information briefings about the funding entitlements have been cascaded to family facing professionals including social care teams, health visitors, family hub staff, Job Centre, and Job Shop colleagues to encourage professionals to promote the funding offers to families they are supporting. A radio campaign was designed and delivered in local sports centers via a community radio station to promote funding options.

The Family Information team have increased their outreach offer and have attended events across the city. Each school has been provided with an information folder which includes a range of resources related to funded entitlements and childcare offers, which they are encouraged to share with families.

Recommendation Two

Put in place measures to further enhance communication and engagement with both parents and childcare providers around improved take up of Early Year's Pupil Premium and Tax-Free Childcare

Progress since the report was published

The Early Years Business, Sufficiency and Funding team now collate data to gather information on which settings are registered to accept Tax Free Childcare payments from families. This data was previously available from HMRC, however, due to a change in protocols this is no longer the case. Advisors encouraged providers and schools who were not registered with the scheme to register for Tax Free Childcare (TFC), to support families with their childcare costs. Following on from prompting childcare providers to register, PVI's within Coventry along with all of the schools that offer either fee-paying childcare places or fee-paying wraparound care have signed up to take TFC. Childcare Choices marketing materials are widely available via the early years team or at Community venues. Schools were provided with leaflets to distribute to families using childcare options on the school site. Tax Free Childcare has been promoted regularly in the termly Early Years newsletters and social media opportunities have been used to highlight this support with childcare costs.

Recommendation Three

Improve the quality profile of providers who are judged by Ofsted to be delivering care and education which is less than Good, by working with them intensively through Coventry's Provider Causing Concern Process (PCCP)

Progress since the report was published

Childcare providers operating on the Early Years register, who achieve a less than good outcome are required to engage in the local authorities Provider Causing Concern Process (PCCP). Officers work with providers to create bespoke action plans which aim to swiftly address the quality of provision by improving practice against the actions set by Ofsted, during inspection.

At the point of writing this report in Spring 2025, only 1 childcare provider, out of a potential 252 was engaged in the PCCP, compared to Spring 2024, when 8 providers were being supported via this process. This demonstrates that the support mechanisms put in place through the PCCP are effective.

Recommendation Four

Work with childcare providers to support their long-term business sustainability, identifying those providers who may be at greater risk of closure to intervene as early as possible: Monitoring capacity and childcare places to ensure sufficiency across the City.

Progress since the report was published

The Early Years Business, Sufficiency and Funding team complete business health reviews with providers identified as having low occupancy levels. This has supported providers to look at how the business operates, considering aspects such as staffing levels, marketing opportunities, and opportunities to maximise income from both funding and private streams to ensure a strong business position to future proof and ensure ongoing financial sustainability.

Vacancy calculators are disseminated termly, to all provider types including nursery classes, PVI group settings, childminders, and wraparound providers to map occupancy, capacity and ensure there are sufficient places across the city. This data supports the identification of potential locations for the development of expansion of new places. The capacity to grow places for early years and wraparound provision for school aged children, has been supported by capital funding. Our aim is for the creation of new places to be rolled out up to and including Spring Term 2026.

Recommendation Five

Promote childminding as a profession to increase the number of childminders across the city, providing parents with greater choice across the market.

Progress since the report was published

A bespoke Coventry online seminar has been created to support those wishing to become a childminder in Coventry. The online seminar has simplified the process and enabled residents of

Coventry to access this information at any time via an online platform. Previously the team held monthly awareness sessions, which were delivered at a set date and time, feedback from prospective childminders identified that these times were not always convenient due to current working commitments and that sessions would be more accessible if they could be accessed at any point.

Coventry Early Years Business, Sufficiency and Funding Team have worked in partnership with the Department for Work and Pensions, Job Centre, Coventry Job Shop and Coventry Adult Education service to raise awareness and promote childminding as a profession. The Early Years Business, Sufficiency and Funding Team have:

- delivered training to Employment Coaches, regarding the requirements and process of becoming a childminder.
- worked with the Coventry Adult Education Service to promote an 'Into Employment' Childminding pathway
- worked in partnership to deliver a successful awareness session at Coventry Job Shop on 6th February 2025 which was attended by 20 people.

The Early Years Business, Sufficiency and Funding Team have raised the profile of becoming a childminder through various marketing and promotional activities, this has included a promotional campaign held at West Orchard Shopping Centre, attending a Jobs Fair at the Coventry Transport Museum and promotional campaigns on both local buses and radio stations.

Recommendation Six

Consult with all school types to gather information about before, after school and holiday provision offered on school sites, to provide a robust overview of the Coventry out of school childcare market to ensure sufficient places are available to families.

Progress since the report was published

Within the Spring Budget of 2023 the government announced an investment of £289m for a national wraparound programme, to achieve the ambition of supporting all families with primary aged children, to access wraparound childcare from 8.00 am to 6.00 pm or equivalent hours, where it is needed by September 2026.

The Early Years Business, Sufficiency and Funding team collated comprehensive information from

all primary and special schools across the city to establish their current before and after school offer. This included gathering information on opening hours, costs, and occupancy/vacancy levels, which was used to inform the supply and demand landscape of wraparound in Coventry.

Out of the 86 Primary Schools in Coventry, 84 now deliver some form of before and or after school childcare.

A parental survey was distributed across the city, and the findings are included in this report (see Section 5)

Coventry Local Authority have been leading and developing the construction of a more robust wraparound care supply for school aged children. Capital funding and Wraparound Programme funding has been used to extend and expand care in the city to meet demand, this has included working in partnership with schools, PVI providers and childminders to create more places and maximise occupancy to deliver wraparound care.

Recommendation Seven

Work across the early years sector to enable providers to improve progress and attainment levels for all children with a particular focus on vulnerable learners: reducing levels of inequality and narrowing the educational gap between those most disadvantaged and their peers.

Progress since the report was published

Comprehensive workforce development has been undertaken to improve outcomes in communication and language with 58.5% of early years settings undertaking training and 60 new communication champions are now in place.

To support the home learning environment, we provided access to two 'apps' alongside a Family's Playing and Learning Together strategy.

- 50 Things to do before you are five has 4,464 users.
- Easypeasy has targeted those in disadvantaged groups with 55% of users from within IMD 1-3.

Recommendation Eight

Monitor and drive quality improvement of Ofsted outcomes to ensure sufficient childcare of high quality is available.

Progress since the report was published

In Spring 2025, 99% of PVI childcare providers held good or better Ofsted inspection outcomes. This percentage has improved compared to Spring 2024, when only 93% of PVI providers held a good or better inspection outcome.

In relation to schools who deliver early years provision for children under reception class age, 88% of these held good or better Ofsted inspection outcomes at the end of Spring term 2025, compared to 91% in Spring term 2024

The termly collection of vacancy data from all providers delivering provisions to children aged 0- 4 years shows that Coventry continues to have sufficient early years provision, across all provider types.

*Please note this information reflects Ofsted inspection reports which were published up to and including 31st March 2025

Methodology, Background and Context

The information contained in this Childcare Sufficiency Assessment (CSA) has been collated by Coventry City Council's Early Years Business, Sufficiency and Funding Team, using information provided by Coventry Family Information Service, Coventry City Council Data Team, Coventry City Council Insight Team, and local data collected directly from childcare providers.

The assessment has been developed through a mixed methods approach and has included.

- Parental surveys which were undertaken to establish parent and carer experiences of using before and after school childcare in Coventry, and their perceived views in relation to any current and future childcare needs
- Collation and analysis of data from the Coventry Family Information Service
- Analysis of current Ofsted registered childcare provision in the city
- Assessment of the local delivery of all early years' entitlements including the expanded childcare offers

Statutory duties

Local Authorities are charged with ensuring the provision of accessible and affordable childcare which supports families to work or train and provides good quality Pre-school experiences which support children's cognitive and emotional development, aiding transition between home and school, improving school readiness, and supporting social mobility. There is a duty on Local Authorities to secure early years provision free of charge as far as is reasonably practicable. Childcare is defined in Section 18 of the Childcare Act 2006 as any form of care for a child and includes education and any other supervised activity for children.

Meeting the Local Authorities sufficiency duty

The Childcare Act 2006 requires all local authorities in England to ensure sufficiency of registered childcare places for children aged 0-14 years or up to 18 years for children with Special Educational

Needs and Disabilities. The Childcare Act 2016 extended the 2006 Act to include new early years' entitlements to be delivered by local authorities. Section 6 of the Act places a requirement on local authorities to produce an annual report for elected members and parents. The report should include information on local supply and availability, and how sufficient it is to meet the local demand for childcare within Coventry.

Market management function

The duties in Section 6 of the Childcare Act require local authorities to shape the development of childcare in the city. With the aim of providing flexible, high quality and sustainable childcare, which is responsive to how the local community wishes to use it, within agreed considerations. This role is described as a '*market management*' function. The market management function aims to support the needs of parents and stakeholders through the provision of a diverse range of early years and childcare, which is made up of private, voluntary, independent, and school providers.

Defining Early Years and Childcare

Childcare is defined in Section 18 of the Childcare Act 2006 as any form of care for a child and includes education and any other supervised activity for children.

Early Years Funding Entitlements

Section 7 of the Act requires local authorities to secure and fund early year's provision which is free of charge at the point of delivery. Early years entitlements provide funded provision for children aged 9 months to 4 years.

Early Education Entitlement for Targeted two-year-olds

Two-year-old funding was introduced in September 2013 to provide funded provision for the cohort of the least advantaged 2-year-olds. Eligible children may access up to 15 hours per week of free early years' provision where the parent/s are in receipt of nationally qualifying benefits or criteria. In addition to the national criteria, unlike many other local authorities, Coventry offers families access to 2-year-old funded places via a set of local criteria. These local criteria facilitate access to 2-year-old funded places to a wider cohort of disadvantaged children.

Local authorities are provided with a list of potentially eligible children by the Department of Work and Pensions seven times a year and the Department for Education provides a mechanism for local

authorities to verify whether children meet the eligibility criteria based on parental receipt of benefits, via the Eligibility Checking System (ECS)

Early Education Entitlement for three and four-year-olds (Universal)

All children aged 3 and 4 years are entitled to access a universal offer of 15 hours per week across 38 weeks of the year. A child may access fewer hours over more weeks, up to a maximum of 570 hours per year. The universal offer is available to children the school term following their third birthday.

Expanded Entitlement for children aged 9 to 35 months (30 hours)

In September 2024, the government introduced an expanded entitlement for children of eligible working parents. This entitlement initially provided 15 hours per week of funded childcare, up to a maximum of 570 hours per academic year. From September 2025, this funding increases to 30 hours per week for the children of eligible working families, up to a maximum of 1140 hours per academic year.

Extended Entitlement (30 hours)

The Extended Hours Entitlement (30) was introduced in September 2017 for 3- and 4-year-olds whose parents meet the national eligibility criteria. In addition to the universal entitlement for 3 and 4-year-olds, some children are able to access the extended hours entitlement, which offers a further 15 hours per week of early education, on top of the universal offer, potentially increasing funded hours to 1140 hours per year.

Information, advice, and assistance

Section 12 of the Childcare Act places a duty on local authorities to provide information, advice, and assistance around the provision of childcare services or facilities that may be of benefit to parents and prospective parents, children, and young people. Coventry's Family Information Service support the delivery and acquisition of necessary information and services.

Demographic Data

Population of Coventry

The population of Coventry is growing. The 2021 Office for National Statistics' (ONS) mid-year population estimates give a figure of 344,151 for the total population of Coventry. The population has grown by 8.6% since the 2011 mid-year estimates (316,915). This rate of growth was higher than the region (6.2%) and England as a whole (6.5%).

The increase in population is due to natural change (more births than deaths) and international migration. The fact that international migration has contributed to the population growth of Coventry in recent years will mean increasing diversity of children requiring childcare in Coventry¹, it is likely that there has been an increasing number of children of newly arrived people in Coventry and this may continue to increase.

The split between males (171,554) and females (172,597) is relatively even. The median age of the population has increased by one year since the 2011 Census to 35 in Census 2021, which is 5 years lower than the England and regional average of 40 years. Based on population size measured by the Census 2021, Coventry is the ninth largest city in England and twelfth largest in the United Kingdom.

Here we use the 2021 mid-year population estimates, based closely on the 2021 Census data, as they give the most reliable understanding of Coventry's population size and its growth, despite being a few years old. While the population will very likely have grown to some extent since 2021, it is known that the most recent population estimates for mid-2023 exaggerate the extent of recent growth in Coventry.

Estimating the growth and projecting the future population of Coventry is fraught with difficulty². According to the ONS 2023 mid-year estimates, the usual resident population of Coventry in 2023 was estimated to have grown to 360,702 persons, but we consider this to be an overestimation. To try and estimate the extent of population growth in recent years, we can use the growth seen between 2011 and 2021, as measured by censuses, as the best estimate of current annual growth rates; an average of 0.9% per year or approximately 3,000 additional residents per year.

¹ Some of this growth will be associated with increasing numbers of international students, who may be less likely to have children in Coventry, but by no means all.

² Coventry and Warwickshire councils have published a detailed, independent analysis of this issue, the analysis forms a key part of the Coventry and Warwickshire Housing and Economic Development Assessment (HEDNA) [About the Local Plan Review – Coventry City Council](#); [Housing and Economic Development Needs Assessment \(HEDNA\) – Coventry City Council](#)

Child population by ward

According to the Census 2021, there was an estimated 64,504 children aged 0-14 years living in Coventry in 2021, making up 18.7% of the total population of the city. The table below shows how this population is distributed by ward, highlighting the wards with the highest population of children, and showing the proportion of the total population of each ward that is aged 0-14.

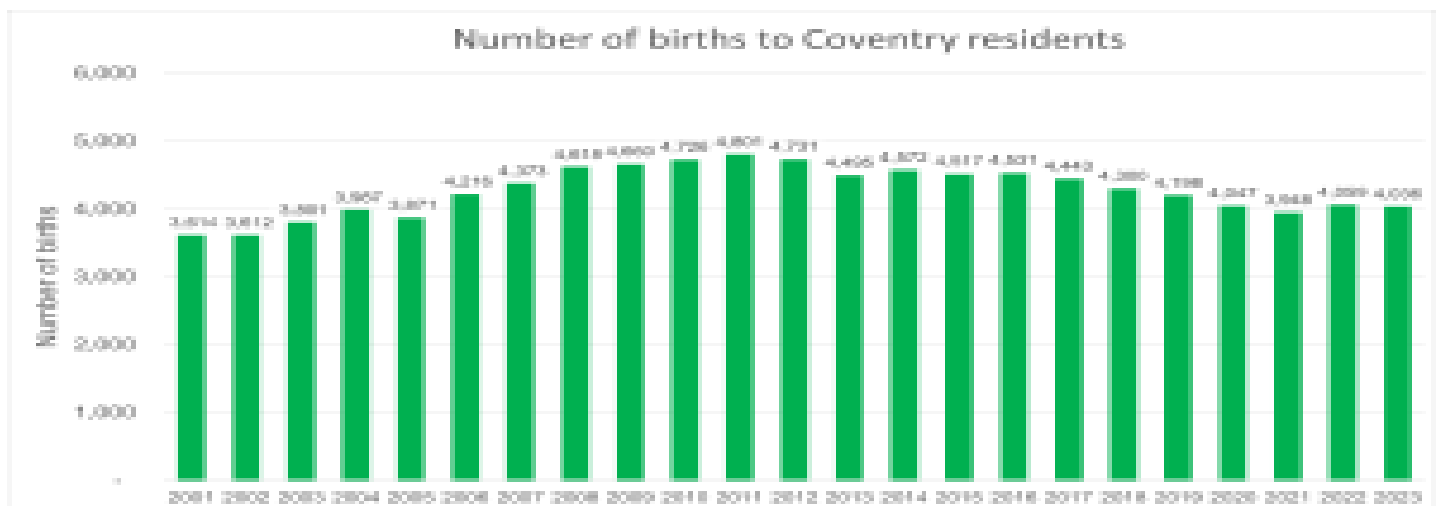
More than a quarter of Foleshill's population are children aged under 15 (5,740, 25.5% of total in this age range) whereas Wainbody has the lowest child population with only one-eighth of the population being children aged 0 to 14 years (1,877, 12.3% of total in this age range). Lower Stoke, Henley, Holbrook, Longford, and Radford also have relatively high numbers of 0- to 14-year-old children (each ward with an estimate of more than 4,000 children). So, the North-East of Coventry generally has a relatively high population density of children aged 0-14.

Ward	Under 2 years	2 years	3 to 4 years	5 to 9 years	10 to 14 years	Total 0 to 14 years	Coventry Total Population (All ages)	Percentage of total population that are aged 0-14
Bablake	318	201	332	1,040	1,112	3,003	17,128	17.5%
Binley and Willenhall	458	240	477	1,233	1,244	3,652	17,769	20.6%
Cheylesmore	339	179	355	896	835	2,604	15,653	16.6%
Earlsdon	253	130	281	759	860	2,283	15,380	14.8%
Foleshill	759	362	720	1,945	1,954	5,740	22,486	25.5%
Henley	573	289	622	1,677	1,622	4,783	21,264	22.5%
Holbrook	463	285	542	1,527	1,515	4,332	19,485	22.2%
Longford	553	331	512	1,404	1,421	4,221	20,249	20.8%
Lower Stoke	642	312	727	1,802	1,706	5,189	23,901	21.7%
Radford	488	243	568	1,327	1,478	4,104	20,195	20.3%
Sherbourne	370	180	379	979	922	2,830	17,178	16.5%
St Michael's	610	328	510	1,207	1,182	3,837	28,949	13.3%
Upper Stoke	530	284	549	1,321	1,277	3,961	19,605	20.2%
Wainbody	158	86	224	647	762	1,877	15,292	12.3%
Westwood	390	221	458	1,236	1,233	3,538	20,567	17.2%
Whoberley	305	154	294	783	739	2,275	15,505	14.7%
Woodlands	419	194	426	1,054	995	3,088	17,788	17.4%
Wyken	290	172	356	1,125	1,244	3,187	16,898	18.9%
Overall Coventry	7,918	4,191	8,332	21,962	22,101	64,504	345,292	18.7%

Birth Rate

The chart below shows that birth rates had been on a falling trend since 2011 but plateaued over recent years. The total number of births to mothers living in Coventry was 4,036 in 2023 down from a peak of 4,801 in 2011. The fertility rate in Coventry, the number of births as a rate of the population of Coventry women aged 15-44, has been falling. Whilst the reducing rate is partly due to changing demographics, for example the increasing number of full-time students in Coventry, this trend is not unique to Coventry; total births and the fertility rates have also been falling across England overall and West Midlands region. While the total number of births per year to Coventry mothers has been flat in recent years, without a clear up or down annual trend, this is slightly different to the regional and national picture where births have continued to gradually decrease overall, with some fluctuations.

The Total Fertility Rate (TFR) in Coventry in 2023 was down to 1.48, from 1.92 in 2014; similar to the rates across the region and country overall, 1.58 for the West Midlands region and 1.44 for England overall. The fertility rate statistic in Coventry is lower than it otherwise would be due to a relatively high population of full-time students living here; so, the fact that rates are similar to the national average suggests that birth rates amongst non-student populations in the city are slightly higher than the national average.



It is difficult to project whether the number of births in Coventry is likely to decrease or increase in the coming years.

In Coventry, the number of births appeared to be plateauing in recent years, after a reducing trend up to 2021.

The number of births by Coventry ward of residence of the mother is presented on the table below. It shows noticeable variations between areas of Coventry in annual births. Foleshill has the highest

number of births of all Coventry's 18 wards, St Micheal's has the second highest number. The number of births had been falling as a trend in most wards, however between 2013 and 2023 Bablake and Henley ward trends differ, seeing an overall small increase in the number of births. Looking at more recent trends, we can see a notable increase in births between 2022 and 2023 in St. Michael's.

Births by ward

Live births by Coventry wards (residence of mother)	2013	2014	2015	2016	2017	2018	2019	2020	2021	2022	2023	2013-23 change	
												Births	% change
Bablake	134	177	160	175	164	159	166	168	154	161	167	33	25%
Binley and Willenhall	261	260	262	255	260	224	244	222	202	230	232	-29	-11%
Cheylesmore	209	193	186	200	194	184	186	183	183	180	159	-50	-24%
Earlsdon	124	138	95	128	134	111	128	106	124	107	99	-25	-20%
Foleshill	467	497	467	466	445	454	418	401	370	410	414	-53	-11%
Henley	285	295	264	323	301	296	319	321	322	316	290	5	2%
Holbrook	235	262	272	295	289	297	265	263	239	228	223	-12	-5%
Longford	307	320	306	296	286	289	276	303	261	299	290	-17	-6%
Lower Stoke	335	353	347	362	361	345	343	298	319	303	327	-8	-2%
Radford	328	303	301	311	298	314	262	250	249	276	241	-87	-27%
Sherbourne	232	224	232	201	228	190	221	189	183	172	179	-53	-23%
St Michael's	364	328	365	303	301	288	265	289	294	328	361	-3	-1%
Upper Stoke	304	283	306	298	297	273	265	262	255	254	248	-56	-18%
Wainbody	99	83	88	101	85	89	74	65	86	65	71	-28	-28%
Westwood	223	250	240	237	215	208	208	216	211	216	209	-14	-6%
Whoberley	168	188	184	175	173	163	186	154	147	179	155	-13	-8%
Woodlands	216	235	240	223	231	230	201	211	189	171	203	-13	-6%
Wyken	204	183	202	182	181	186	171	146	160	164	168	-36	-18%
Coventry total	4,495	4,572	4,517	4,531	4,443	4,300	4,198	4,047	3,948	4,059	4,036	-459	-10%

Ethnicity

Coventry is a diverse city with a population from diverse ethnic backgrounds. The most recent population data we have is from the Census 2021³. It shows 44.7% of Coventry’s total population is made up of residents from ethnic minority groups, that is from an ethnic group other than ‘White British.’ This increased from 33.4% in 2011, so Coventry’s population has become more ethnically diverse and is more diverse than average for England; nationally 26.5% of the population are from ethnic minority groups. The table below shows that the child population (aged 0-15) of Coventry by ethnic group, comparing data from the Census 2011 and the Census 2021. It illustrates that the child population became more diverse in those 10 years, the proportion being from ethnic minority groups⁴ increasing from 39.9% to 53.5%.

Ethnic group	% (of 0-15 population of all ethnic groups)		% (of 0-15 population of all ethnic groups)	
	Population 0-15 years	Census 2011	Population 0-15 years	Census 2021
All known ethnic group	62,854	100.0%	68,453	100.0%
White: English/Welsh/Scottish/Northern Irish/British	37,771	60.1%	31,778	46.4%
White: Irish	285	0.5%	168	0.2%
White: Gypsy or Irish Traveller	49	0.1%	98	0.1%
White: Other White	2,629	4.2%	4,638	6.8%
White: Roma	No data	-	258	0.4%
Mixed/multiple ethnic groups: White and Black Caribbean	1,746	2.8%	1,960	2.9%
Mixed/multiple ethnic groups: White and Black African	469	0.7%	886	1.3%
Mixed/multiple ethnic groups: White and Asian	1,152	1.8%	1,426	2.1%
Mixed/multiple ethnic groups: Other Mixed	504	0.8%	957	1.4%
Asian/Asian British: Indian	5,063	8.1%	5,978	8.7%
Asian/Asian British: Pakistani	3,173	5.0%	3,608	5.3%
Asian/Asian British: Bangladeshi	1,057	1.7%	1,218	1.8%
Asian/Asian British: Chinese	269	0.4%	513	0.7%
Asian/Asian British: Other Asian	2,061	3.3%	2,790	4.1%
Black/African/Caribbean/Black British: African	4,195	6.7%	6,799	9.9%
Black/African/Caribbean/Black British: Caribbean	480	0.8%	284	0.4%
Black/African/Caribbean/Black British: Other Black	807	1.3%	1,745	2.5%
Other ethnic group: Arab	448	0.7%	874	1.3%
Other ethnic group: Any other ethnic group	696	1.1%	2,475	3.6%

The annual school census data⁵: survey recording information about all school children, gives further evidence on the ethnic diversity of Coventry’s child population. This data is more up to date, with the most recent data being from January 2024. It covers all school children, so generally gives a picture of Coventry children aged 4-17 years. The school census data shows that the school-aged

³ Census 2021, Office for National Statistics, [Nomis - Official Census and Labour Market Statistics](#) , TS021 – Ethnic group

⁴ People identifying as being from an ethnic group that is not ‘White British’.

⁵ Source: Department for Education [Statistics: school and pupil numbers - GOV.UK](#)

population of Coventry has been showing an increasing level of diversity over the last 12 years. The table on this page shows the total number of pupils in state-funded primary, secondary and special schools in Coventry and how they are broken down by ethnic background.

In January 2024, 58.6% of pupils were from an ethnic minority background (not White British), up from 39.3% in 2012 previously.

Coventry's child population is more ethnically diverse than the adult population overall and is becoming more diverse over time, this indicates that the total population is very likely to become more diverse in the future.

Annual School Census - number of Coventry school pupils by ethnic group	January 2012	January 2017	January 2022	January 2023	January 2024
White - White British	60.3%	50.9%	44.2%	42.0%	40.0%
White - Irish	0.5%	0.4%	0.3%	0.3%	0.3%
White - Traveller of Irish heritage	0.0%	0.0%	0.1%	0.1%	0.0%
White - Gypsy/Roma	0.5%	1.0%	0.9%	1.0%	0.9%
White - Any other White background	4.1%	7.4%	8.9%	9.1%	8.8%
Mixed - White and Black Caribbean	2.2%	2.3%	2.2%	2.2%	2.0%
Mixed - White and Black African	0.5%	0.8%	1.1%	1.1%	1.0%
Mixed - White and Asian	1.4%	1.6%	1.9%	1.9%	1.9%
Mixed - Any other Mixed background	1.5%	1.8%	2.2%	2.3%	2.4%
Asian - Indian	8.7%	8.8%	8.9%	9.6%	10.4%
Asian - Pakistani	5.1%	5.5%	5.2%	5.1%	5.1%
Asian - Bangladeshi	1.7%	1.8%	1.7%	1.7%	1.6%
Asian - Chinese	0.3%	0.4%	0.5%	0.6%	0.6%
Asian - Any other Asian background	3.4%	4.1%	5.5%	5.7%	5.9%
Black - Black Caribbean	1.0%	0.8%	0.6%	0.6%	0.6%
Black - Black African	6.6%	9.3%	11.4%	12.0%	13.3%
Black - Any other Black background	0.7%	1.0%	1.2%	1.2%	1.3%
Any other ethnic group	1.1%	1.6%	2.1%	2.4%	2.4%
Unclassified	0.4%	0.6%	1.1%	1.1%	1.4%
Total	43,516	47,778	58,276	59,900	61,298

All Households Composition (Census 2021 and Census 2011⁶)

The next table shows the number of households by category in Coventry, divided according to the type of composition of household members; it shows counts of households that include children. It shows that the number of households of almost all types increased in number between 2011 and 2021. The biggest increase was amongst households composed of a couple and dependent children, increasing in number by 2,589 additional households over the 10 years between the censuses. On the other hand, the total number of lone parent households with dependent children decreased by 1,295; while the number of other types of household with dependent children (not a single couple, nor including lone parents) increased by 782.

Household Composition	Census 2011		Census 2021		Change from Census 2011 to 2021
	Count	%	Count	%	Count
One-person household	40,148	31.2%	40,777	30.4%	+629
Single family household: All aged 66 years and over	8,970	7.0%	9,155	6.8%	+185
Single family household: Married or civil partnership couple or Cohabiting couple: No children	17,632	13.7%	17,808	13.3%	+176
Single family household: Married or civil partnership couple or Cohabiting couple: All children are non-dependent	7,791	6.1%	8,538	6.4%	+747
Single family household: Married or civil partnership couple or Cohabiting couple: Dependent children	23,344	18.2%	25,933	19.3%	+2,589
Lone parent household: With dependent children	12,396	9.6%	11,101	8.3%	-1,295
Lone parent household: All children non-dependent	5,053	3.9%	6,486	4.8%	+1,433
Other household types: With dependent children	4,124	3.2%	4,906	3.7%	+782
Other household types: Other, including all full-time students and all aged 66 years and over	9,134	7.1%	9,434	7.0%	+300
Total Households	128,592	100.0%	134,138	100.0%	+5,546

⁶ Source: Census 2021, Census 2011, Office for National Statistics (ONS), <https://www.nomisweb.co.uk/>

Deprivation

There are pockets of deprivation across Coventry that limit people's opportunities to succeed in life. Depending on the way it is measured, Coventry ranks between 64th and 81st as one of the most deprived local authority areas of 317 in England. Therefore, the city ranks amongst the most deprived quarter of places in England overall. Coventry continues to have relatively high deprivation with large areas of very high and enduring deprivation. Coventry also ranks particularly poorly in terms of the Income Deprivation Affecting Children Index (IDACI).

The Indices of Deprivation data gives the richest picture of deprivation, allowing us to look at local neighbourhood's and how they compare to others in the country. However, low-income statistics give a more targeted and timelier picture of low-income affecting children. The government's 'Children in low-income families: local area statistics'⁷ provide estimates of the number of children in households with a relatively low income (less than 60% of the national median household income level, calculated before housing costs are considered). The most recent estimates for financial year 2022/23 are 19,571 children aged 0-15 years living in Coventry in low-income families – making up more than a quarter of all Coventry children, 27.7%. This compares to 28.4% throughout the West Midlands and 19.8% in England. The extent of 'child poverty' can be measured in other ways⁸. The End Child Poverty campaign attempts to model the number of children who live in households with a relatively low income (less than 60% of the national median household income), calculating income after the costs of housing are taken away. Rates are higher when calculated this way. For 2022/23 they estimate that 34,344 of Coventry children (0-15) live in poverty, which amounts to over one third of all children living in Coventry, 42.2%.

Free School Meals

Not all children living in low-income households receive free school meals. In the autumn term of 2024, there were a total of 16,575 pupils in Coventry schools eligible for free school meals, making up 26.9% of all pupils compared to 24.6% across England overall. The number of pupils eligible for free school meals has been increasing year on year.

Planning developments in Coventry

There are currently 14 'new build' projects in Coventry, by 2030 Coventry will have built 10 thousand new homes within the city. Birth rate data is mapped to ensure that early years provision is planned to meet the demand and offer sufficient places in areas where new housing developments are created

⁷ [Children in low-income families: local area statistics - GOV.UK](#)

⁸ [Child Poverty Statistics 2024 - End Child Poverty](#)

Childcare Supply and Demand

In Coventry there are various different types of childcare to meet the needs of children and families. Ofsted (Office for Standards in Education, Children's Services and Skills) regulates childcare.

Childcare on Non-Domestic Premises includes Day Nurseries, Pre School-Provision, Childminders who do not operate from their own home and Privately run Out of School Provision.

Day Nurseries

- A group setting which provides childcare for children from birth to 5 years.
- Provide a range of delivery models including full day care.
- Some settings offer before, after school and holiday care for school aged children.
- These are privately owned businesses
- . Parents using this type of provision may be eligible to receive government support with childcare fees through the Tax-Free Childcare Scheme.

Preschool

- A group setting which offers childcare for children aged 2-4 years old.
- Generally, they provide sessional care (e.g., morning or afternoon)
However, most preschools now offer full-day places.
- They are sometimes privately owned, run by a committee or a voluntary group and are often based on sites such as school premises, church halls, or community venues.
- Some offer traditional morning/afternoon sessions, but most now offer an extended day option.
- Parents using this type of provision may be eligible to receive government support with childcare fees through the Tax-Free Childcare Scheme.

School Nursery Classes/Nursery School

- Nursery classes are attached to primary schools.
- Coventry has one stand-alone Nursery School
- Generally, provide sessional care (e.g., morning or afternoon) However, many now offer full-day places.
- These settings are generally for children between 3-5years old.
- Some nursery classes offer places for 2-year-olds and the extended hours entitlement (30 hours)
- Parents using this type of provision may be eligible to receive government support with childcare fees through the Tax-Free Childcare Scheme.

Early Years provision run by School Governors on a school site

- Some schools offer childcare on site, which is inspected under the Schools Inspection Framework.
- These types of provision usually offer places for children aged 2-4 years.
- Provide a range of delivery models including full day care.
- Parents using this type of provision may be eligible to receive government support with childcare fees through the Tax-Free Childcare Scheme.

Registered childminders

- A childminder is a person who cares for children from their own home, or from non-domestic premises for more than 2 hours a day.
- Childminders can care for up to six children under the age of 8 years. They may also care for older children.
- Some childminders have assistants that work alongside them enabling them to care for more children.
- Childminders provide a range of delivery models including full day care.

- Many childminders offer before, after school and holiday care to school aged children as well as full day provision to younger children.
- Parents using this type of provision may be eligible to receive government support with childcare fees through the Tax-Free Childcare Scheme.

Independent Schools Offering Early Years' Provision

- Independent schools' places are subject to charges for all pupils throughout the school.
- Some offer funded places for 2, 3- and 4-year-olds.
- Independent schools provide a range of delivery models including full day care.
- Parents using this type of provision may be eligible to receive government support with childcare fees through the Tax-Free Childcare Scheme.

Out of School Childcare Provision ~ sometimes referred to as Before or After School Clubs or Wraparound

- May include before, after school and holiday care, which runs for more than 2 hours per day
- A supervised session which children attend before and/or after school and/or during school holidays
- Provision usually operates on a school site and runs for more than 2 hours per day, however sometimes a provision may run at a community venue in close proximity to the school such as a Church Hall or Community Centre
- Some Out of School Provision and Holiday schemes are registered with Ofsted and run by private, voluntary, or independent companies, others may be run by the school
- Parents using this type of provision may be eligible to receive government support with childcare fees through the Tax-Free Childcare Scheme.

Before and After School Activity Clubs

- Activity clubs and out-of-school clubs are two terms that are often used to describe provision which happens immediately before or after school. As is the case with 'wraparound childcare' as referred to above, both types of provision typically operate before/ after school and or during school holidays, however, there is a significant difference between the two:
- Activity clubs provide lessons or tuition to children for a particular activity, for example Breakfast study club, Football, Gymnastics, Homework or Art club. These clubs operate for less than two hours per day and may be subject to cancellation at short notice, due to how they are staffed. Activity clubs are generally exempt from registration with Ofsted. After school Activity clubs may be used by some families as informal childcare.
- Parents using this type of provision *will not be* eligible to receive government support with childcare fees through the Tax-Free Childcare Scheme.

Crèche Provision

- Crèches provide care for young children during the day while their parents or carers do something else on the same premises. This could include working, shopping, or attending adult learning class.
- Parents using this type of provision will not be eligible to receive government support with childcare fees through the tax-free childcare scheme.

Supporting Coventry families to access a childcare place – Childcare brokerage offer

A Childcare Brokerage service is offered to all families who request support in locating childcare. All childcare enquiries are responded to initially, with a comprehensive e-mail outlining childcare options and support with childcare costs. Each enquirer is advised that they will be contacted within a week to ascertain how the childcare search is progressing. Where the enquirer requests additional support, a brokerage offer is instigated. Childcare options are explored by a Family Information Service Officer and shared with family to support the child in to an early year's place.

Childcare places by Ward

Places shown below have been calculated using data from the termly vacancy calculators sent out to all childcare provider types including schools. Place data is calculated by the total number of places offered per session, combining morning and afternoon sessions offered Monday to Friday, at a given point in time. This data reflects Autumn term 2024.

BABLAKE WARD CHILDCARE PROVIDERS

Early Years settings	Nursery Classes	Nursery unit at Independent schools	Registered Childminders	Schools with Out of School /Breakfast Clubs	Holiday schemes
Allesley Playgroup	Allesley	Bablake Pre – Prep	13 childminders	Keresley Grange	Little Nutkins
Little Nutkins	Christ the King			Allesley	
	Hollyfast			Christ the King	
	Whitmore Park			Hollyfast	
				Whitmore Park	

VACANCY/OCCUPANCY DATA AUTUMN TERM 2024 (PLACES)

	Early Years settings	Nursery Classes	Nursery unit at Independent schools	Registered Childminders early years places	Schools with Out of School /Breakfast Clubs and childminders school age places	Holiday schemes
A	540	1307	160	518	2851	Data not collected
B	517	1271	120	274	2090	
C	23	36	40	244	761	
OCC %	97%	97%	75%	53%	73%	
A	Total places offered			2525	2851	
B	Total places filled			2182	2090	
C	Total vacancies available			343	761	

BINLEY AND WILLENHALL WARD CHILDCARE PROVIDERS

Early Years settings	Nursery Classes and childcare on school site	Nursery unit at Independent schools	Registered Childminders	Schools with Out of School /Breakfast Clubs	Holiday schemes
Cherry Tree Binley	Corpus Christi	N/A	15 childminders	Corpus Christi	Cherry Tree Binley
Eureka Place for Discovery	Ernesford Grange			Ernesford Grange	Eureka a Place for Discovery
Eureka Discovery Hut	St Annes			Sowe Valley	
Playdays	St Bartholomew's			St Annes	
	Willenhall			St Bartholomew's	
	Little Owls – Ernesford Grange Primary			Stretton	
	Sowe Valley Busykids			Willenhall	

VACANCY/OCCUPANCY DATA AUTUMN TERM 2024 (PLACES)

	Early Years settings	Nursery Classes and childcare on school site	Nursery unit at Independent schools	Registered Childminders early years places	Schools with Out of School /Breakfast Clubs and childminders school age places	Holiday schemes
A	1480	1508	N/A	622	1690	Data not collected
B	1068	1135		296	986	
C	412	373		326	704	
OCC %	72%	75%		48%	58%	
A	Total places offered			3610	1690	
B	Total places filled			2499	986	
C	Total vacancies available			1111	704	

CHEYLESMORE WARD

CHILDCARE PROVIDERS

Early Years settings	Nursery Classes	Nursery unit at Independent schools	Registered Childminders	Schools with Out of School /Breakfast Clubs	Holiday schemes
Cheylesmore Pre School	Howes	N/A	9 childminders	Howes	SDH Academy Manor Park
The Playhouse Nursery	Manor Park			Manor Park	
Warwick Road Day Nursery	Whitley			Whitley	

VACANCY/OCCUPANCY DATA AUTUMN TERM 2024 (PLACES)

	Early Years settings	Nursery Classes	Nursery unit at Independent schools	Registered Childminders early years places	Schools with Out of School /Breakfast Clubs and childminders school age places	Holiday schemes
A	1184	1120	N/A	248	1096	Data not collected
B	957	722		248	865	
C	227	398		0	231	
OCC %	81%	64%		100%	79%	
A	Total places offered			2552	1096	
B	Total places filled			1928	865	
C	Total vacancies available			624	231	

EARLSDON WARD CHILDCARE PROVIDERS

Early Years settings	Nursery Classes	Nursery unit at Independent schools	Registered Childminders	Schools with Out of School /Breakfast Clubs	Holiday schemes
ABC Nursery	St Thomas More	King Henry VIII Pre Prep	6 childminders	Earlsdon	Super Sports Coventry
Davenport Lodge Nursery School				St Thomas More	
Jigsaw Day Nursery				Stivichall	

VACANCY/OCCUPANCY DATA AUTUMN TERM 2024 (PLACES)

	Early Year settings	Nursery Classes	Nursery unit at Independent schools	Registered Childminders early years places	Schools with Out of School /Breakfast Clubs and childminders school age places	Holiday schemes
A	2340	260	160	165	2647	Data not collected
B	1869	130	80	160	1846	
C	471	130	80	5	801	
OCC %	83%	50%	50%	97%	70%	
A	Total places offered			2925	2647	
B	Total places filled			2239	1846	
C	Total vacancies available			686	801	

FOLESHILL WARD CHILDCARE PROVIDERS

Early Years settings	Nursery Classes	Nursery unit at Independent schools	Registered Childminders	Schools with Out of School /Breakfast Clubs	Holiday schemes
Banana Moon Day Nursery	Broad Heath	Lote Tree	4 childminders	Broad Heath	Enchanted Day Nursery
Enchanted Day Nursery	Edgewick			Edgewick	George Eliot Kindergarten
Foleshill Pre School	Holbrook			Holbrook	Rosie and Jims Pre School
George Eliot Kindergarten	John Gulson			John Gulson	
Little Angels Day Nursery	St Elizabeth			St Elizabeth	
Little Swanswell Nursery	Stanton Bridge			Stanton Bridge	
Partou Wonder Years					
Rosie and Jims Nursery and Pre-school					

VACANCY/OCCUPANCY DATA AUTUMN TERM 2024 (PLACES)

	Early Years settings	Nursery Classes	Nursery unit at Independent schools	Registered Childminders early years places	Schools with Out of School /Breakfast Clubs and childminders school age places	Holiday schemes
A	5433	1220	149	348	583	Data not collected
B	3291	1100	98	59	430	
C	2142	120	51	289	153	
OCC %	65%	90%	66%	17%	74%	
A	Total places offered			7150	583	
B	Total places filled			4548	430	
C	Total vacancies available			2602	153	

HENLEY WARD

CHILDCARE PROVIDERS

Early Years settings	Nursery Classes and childcare on school site	Nursery unit at Independent schools	Registered Childminders	Schools with Out of School /Breakfast Clubs	Holiday schemes
Busy Bees University Hospital	Henley Green	N/A	13 childminders	Henley Green	Active Kids @Walsgrave C of E
Caterpillars to Butterflies Preschool	Moat House			Moat House	
Kids Planet Henley	Potters Green			Potters Green	
Kids Planet Henley 2	St Patricks			SS Peter and Paul	
Little Potters Preschool	Walsgrave C of E			Walsgrave C of E	
	Whittle			Whittle	
	Little Acorns at Henley Green			St Patricks	

VACANCY/OCCUPANCY DATA AUTUMN TERM 2024 (PLACES)

	Early Years settings	Nursery Classes and childcare on school site	Nursery unit at Independent schools	Registered Childminders early years places	Schools with Out of School /Breakfast Clubs and childminders school age places	Holiday schemes
A	3389	1468	N/A	516	1608	Data not collected
B	2454	1204		290	1002	
C	935	264		226	606	
OCC %	72%	82%		56%	62%	
A	Total places offered			5465	1608	
B	Total places filled			4003	1002	
C	Total vacancies available			1462	606	

HOLBROOK WARD CHILDCARE PROVIDERS

Early Years settings	Nursery Classes	Nursery unit at Independent schools	Registered Childminders	Schools with Out of School /Breakfast Clubs	Holiday schemes
Georgie Porgies Preschool	Holy Family	N/A	11 childminders	Holy Family Larks and Owls	Holy Family Larks and Owls
Kids Rule Pre School	John Shelton				
Flutterbies Day Nursery	Parkgate				
Four Brooks Day Nursery					
Rocking Horse Kindergarten					

VACANCY/OCCUPANCY DATA AUTUMN TERM 2024 (PLACES)

	Early Years settings	Nursery Classes	Nursery unit at Independent schools	Registered Childminders early years places	Schools with Out of School /Breakfast Clubs and childminders school age places	Holiday schemes
A	2680	810	N/A	383	747	Data not collected
B	1997	615		334	733	
C	683	195		49	14	
OCC %	75%	76%		87%	98%	
A	Total places offered			3873	747	
B	Total places filled			2946	733	
C	Total vacancies available			927	14	

LONGFORD WARD CHILDCARE PROVIDERS

Early Years settings	Nursery Classes	Nursery unit at Independent schools	Registered Childminders	Schools with Out of School /Breakfast Clubs	Holiday schemes
Blossom Tree Day Care Ltd	Alderman's Green	N/A	7 childminders	Alderman's Green	Kaleidoscope Nursery
Bright Kids Bell Green	Good Shepherd			Good Shepherd	
Circle of Friends Day Nursery	Longford Park			Grangehurst	
Dandelion Kids Day Nursery				Little Heath	
Kaleidoscope Nursery				Longford Park	
Ladybird Preschool				St Laurence's	
Grangehurst Playgroup				Kaleidoscope Nursery (after school)	

VACANCY/OCCUPANCY DATA AUTUMN TERM 2024 (PLACES)

	Early Years settings	Nursery Classes	Nursery unit at Independent schools	Registered Childminders early years places	Schools with Out of School /Breakfast Clubs and childminders school age places	Holiday schemes
A	2539	790	N/A	157	1794	Data not collected
B	1747	638		157	1215	
C	792	152		0	579	
OCC %	69%	81%		100%	68%	
A	Total places offered			710	1794	
B	Total places filled			496	1215	
C	Total vacancies available			214	579	

LOWER STOKE WARD CHILDCARE PROVIDERS

Early Years settings	Nursery Classes	Nursery unit at Independent schools	Registered Childminders	Schools with Out of School /Breakfast Clubs	Holiday schemes
Bright Kids Barley Lea	Aldermoor Farm	Pattison College	8 childminders	Aldermoor Farm	Akwaba Centre
Stoke Green Day Nursery	Ravensdale			Ravensdale	
Klever Kids Preschool	Sacred Heart			Sacred Heart	
				Akwaba Centre (serves multiple schools city wide)	

VACANCY/OCCUPANCY DATA AUTUMN TERM 2024 (PLACES)

	Early Years settings	Nursery Classes	Nursery unit at Independent schools	Registered Childminders early years places	Schools with Out of School /Breakfast Clubs and childminders school age places	Holiday schemes
A	1319	800	236	380	1561	Data not collected
B	978	741	153	286	1334	
C	341	59	83	94	227	
OCC %	77%	93%	65%	75%	85%	
A	Total places offered			2735	1561	
B	Total places filled			2158	1334	
C	Total vacancies available			577	227	

RADFORD WARD CHILDCARE PROVIDERS

Early Years settings	Nursery Classes and childcare on school site	Nursery unit at Independent schools	Registered Childminders	Schools with Out of School /Breakfast Clubs	Holiday schemes
Blossoms Day Nursery	Hill Farm	N/A	15 childminders	Hill Farm	N/A
Forest Friends Day Nursery	Joseph Cash			Joseph Cash	
Hill Farm Playcare Ltd	Radford			Radford	
Precious Moments	St Augustine's			St Augustine's	
Precious Moments Nursery	Little Ribbons at Joseph Cash 2-year-olds			Tiny Teddies – Pirates PVI off school site	
Tiny Teddies Daimler Green					

VACANCY/OCCUPANCY DATA AUTUMN TERM 2024 (PLACES)

	Early Years settings	Nursery Classes and childcare on school site	Nursery unit at Independent schools	Registered Childminders early years places	Schools with Out of School /Breakfast Clubs and childminders school age places	Holiday schemes
A	2455	946	N/A	892	1478	Data not collected
B	1785	737		367	769	
C	670	209		525	709	
OCC %	73%	78%			52%	
A	Total places offered			4306	1478	
B	Total places filled			2904	769	
C	Total vacancies available			1402	709	

ST MICHAELS WARD CHILDCARE PROVIDERS

Early Years settings	Nursery Classes/School	Nursery unit at Independent schools	Registered Childminders	Schools with Out of School /Breakfast Clubs	Holiday schemes
Goslings Nursery	All Saints	N/A	3 childminders	All Saints	SS Mary and Benedict
Stepping Stones Nursery	Frederick Bird			Frederick Birds	
	Gosford Park			Gosford Park	
	Hillfields Nursery School			Sidney Stringer	
	Southfields			Southfields	
	SS Mary and Benedict			SS Mary and Benedict	

VACANCY/OCCUPANCY DATA AUTUMN TERM 2024 (PLACES)

	Early Years settings	Nursery Classes/School	Nursery unit at Independent schools	Registered Childminders early years places	Schools with Out of School /Breakfast Clubs and childminders school age places	Holiday schemes
A	1111	2243	N/A	306	1555	Data not collected
B	1040	1890		167	940	
C	71	353		139	615	
OCC %	94%	84%		55%	60%	
A	Total places offered			3690	1555	
B	Total places filled			3127	940	
C	Total vacancies available			563	615	

SHERBOURNE WARD CHILDCARE PROVIDERS

Early Years settings	Nursery Classes and childcare on school site	Nursery unit at Independent schools	Registered Childminders	Schools with Out of School /Breakfast Clubs	Holiday schemes
Little Argonauts	Moseley Dynamos	N/A	8 childminders	Coundon	Coundon Kids Club
West Hill Corner Day Nursery	Coundon			Moseley	
Coundon Kidz	Moseley			Spon Gate	
	Spon Gate			St Osburgs	
	St Osburgs			Sherbourne Fields	

VACANCY/OCCUPANCY DATA AUTUMN TERM 2024 (PLACES)

	Early Years settings	Nursery Classes and childcare on school site	Nursery unit at Independent schools	Registered Childminders early years places	Schools with Out of School /Breakfast Clubs and childminders school age places	Holiday schemes
A	928	965	N/A	329	1464	Data not collected
B	849	663		193	1177	
C	79	302		136	287	
OCC %	91%	69%		59%	80%	
A	Total places offered			2252	1464	
B	Total places filled			1735	1177	
C	Total vacancies available			517	287	

UPPER STOKE WARD CHILDCARE PROVIDERS

Early Years settings	Nursery Classes and childcare on school site	Nursery unit at Independent schools	Registered Childminders	Schools with Out of School /Breakfast Clubs	Holiday schemes
Valley House Nursery	Stoke Heath – 2-year-olds	N/A	15 childminders	Courthouse Green	N/A
	Courthouse Green			Stoke Heath	
	Stoke Heath			Stoke	
	Stoke				

VACANCY/OCCUPANCY DATA AUTUMN TERM 2024 (PLACES)

	Early Years PVI settings	Nursery Classes and childcare on school site	Nursery unit at Independent schools	Registered Childminders early years places	Schools with Out of School /Breakfast Clubs and childminders school age places	Holiday schemes
A	515	1095	N/A	594	1210	Data not collected
B	309	1075		524	999	
C	206	20		70	211	
OCC %	60%	98%		88%	83%	
A	Total places offered			2204	1210	
B	Total places filled			1908	999	
C	Total vacancies available			296	211	

WAINBODY WARD CHILDCARE PROVIDERS

Early Years PVI settings	Nursery Classes	Nursery unit at Independent schools	Registered Childminders	Schools with Out of School /Breakfast Clubs	Holiday schemes
Styvechale Grange Preschool	Finham	N/A	7 childminders	Cannon Park	University of Warwick
University of Warwick Nursery				Finham	
Woodside Pre School				Grange Farm	

VACANCY/OCCUPANCY DATA AUTUMN TERM 2024 (PLACES)

	Early Years PVI settings	Nursery Classes	Nursery unit at Independent schools	Registered Childminders early years places	Schools with Out of School /Breakfast Clubs and childminders school age places	Holiday schemes
A	1361	250	N/A	468	1385	Data not collected
B	1218	250		235	734	
C	143	0		233	651	
OCC %	89%	100%		50%	53%	
A	Total places offered			2079	1385	
B	Total places filled			1703	734	
C	Total vacancies available			376	651	

WESTWOOD WARD CHILDCARE PROVIDERS

Early Years PVI settings	Nursery Classes and childcare on school site	Nursery unit at Independent schools	Registered Childminders	Schools with Out of School /Breakfast Clubs	Holiday schemes
Circle of Friends	Charter (2-year-olds)	N/A	6 childminders	Charter	My Little Angels Daycare
Jackalberry Daycare	Charter			Leigh	
Little Big Adventure Coventry	Leigh			Templars	
My Little Angels Daycare	Templars				
My Little Angels Daycare 2					
Westwood Day Nursery					
Wishing Well Daycare Coventry					

VACANCY/OCCUPANCY DATA AUTUMN TERM 2024 (PLACES)

	Early Years PVI settings	Nursery Classes and childcare on school site	Nursery unit at Independent schools	Registered Childminders early years places	Schools with Out of School /Breakfast Clubs and childminders school age places	Holiday schemes
A	3175	890	N/A	322	1203	Data not collected
B	2300	719		177	779	
C	875	171		145	424	
OCC %	72%	81%		55%	65%	
A	Total places offered			4387	1203	
B	Total places filled			3196	779	
C	Total vacancies available			1191	424	

WHOBERLEY WARD CHILDCARE PROVIDERS

Early Years PVI settings	Nursery Classes	Nursery unit at Independent schools	Registered Childminders	Schools with Out of School /Breakfast Clubs	Holiday schemes
Castle Keep Pre School Ltd	All Souls	N/A	12 childminders	Allesley Hall	Activity Camp at Allesley Hall
Creative Flair Childcare Ltd	Hearsall			All Souls	Playpals at St Christophers
I Can Day Nurseries	St Christophers			Hearsall	SDH Academy – St Johns C of E
Tiny Teddies Day Nursery Chapelfields	Whoberley Hall			St Christophers	
All Sorts at All Souls School				St Johns C of E	
				Whoberley Hall	

VACANCY/OCCUPANCY DATA AUTUMN TERM 2024 (PLACES)

	Early Years PVI settings	Nursery Classes	Nursery unit at Independent schools	Registered Childminders early years places	Schools with Out of School /Breakfast Clubs and childminders school age places	Holiday schemes
A	3891	911	N/A	570	2585	Data not collected
B	2688	767		362	2127	
C	1203	144		208	458	
OCC %	69%	84%		64%	82%	
A	Total places offered			5372	2585	
B	Total places filled			3817	2127	
C	Total vacancies available			1555	458	

WOODLANDS WARD CHILDCARE PROVIDERS

Early Years PVI settings	Nursery Classes	Nursery unit at Independent schools	Registered Childminders	Schools with Out of School /Breakfast Clubs	Holiday schemes
Busy Bees Day Nursery at Allesley Green	Limbrick Wood	N/A	8 childminders	Limbrick Wood	Cherry Tree Nurseries Ltd
Buzy Bee – An LEYC Nursery	Mount Nod			Mount Nod	Premier Kidz Club
Cherry Tree Nurseries Ltd	Our Lady			Park Hill	
Eastern Green Preschool Playgroup	Park Hill			Eastern Green and St Andrews combined	
My Little Stars Nursery School	St John Vianney			St John Vianney	
Tiny Town Nursery					

VACANCY/OCCUPANCY DATA AUTUMN TERM 2024 (PLACES)

	Early Years PVI settings	Nursery Classes	Nursery unit at Independent schools	Registered Childminders early years places	Schools with Out of School /Breakfast Clubs and childminders school age places	Holiday schemes
A	2466	1045	N/A	450	2507	Data not collected
B	1808	775		194	1704	
C	658	270		256	803	
OCC %	73%	74%		43%	68%	
A	Total places offered			3961	2507	
B	Total places filled			2777	1704	
C	Total vacancies available			1184	803	

WYKEN WARD CHILDCARE PROVIDERS

Early Years PVI settings	Nursery Classes	Nursery unit at Independent schools	Registered Childminders	Schools with Out of School /Breakfast Clubs	Holiday schemes
Footsteps Binley Day Nursery and Preschool	Wyken Croft	N/A	9 childminders	Clifford Bridge	Kidz Aloud – Pearl Hyde
Hinckley Road Nursery	Clifford Bridge			Pearl Hyde	Phoenix – Wyken Croft
Imagine...Creative Early Years	Richard Lee			Richard Lee	Wyken Pre School ;
Little Hearts Day Nursery	St Gregorys			St Gregorys	
Tiddlers Nursery	St John Fisher			St John Fisher	
Wyken Pre School				Wyken Croft	
Phoenix Nursery – Wyken Croft					

VACANCY/OCCUPANCY DATA AUTUMN TERM 2024 (PLACES)

	Early Years PVI settings	Nursery Classes	Nursery unit at Independent schools	Registered Childminders early years places	Schools with Out of School /Breakfast Clubs and childminders school age places	Holiday schemes
A	4018	1576	N/A	388	3656	Data not collected
B	3374	1332		248	2562	
C	644	244		140	1094	
OCC %	84%	85%		64%	70%	
A	Total places offered			5982	3656	
B	Total places filled			4954	2562	
C	Total vacancies available			1028	1094	

City wide comparison of childcare sessions offered across the City

Ward	Total sessions offered	Total sessions filled	Vacancies Autumn 2024
Bablake	2525	2182	343
Binley and Willenhall	3610	2499	1111
Cheylesmore	2552	1928	624
Earlsdon	2925	2239	686
Foleshill	7120	4548	2602
Henley	5465	4003	1462
Holbrook	3873	2946	927
Longford	3418	2444	974
Lower Stoke	2735	2158	577
Radford	4306	2904	1402
Sherbourne	2252	1735	517
St Michaels	3690	3127	563
Upper Stoke	2204	1908	296
Wainbody	2079	1703	376
Westwood	4387	3196	1191
Whoberley	5372	3817	1555
Woodlands	3961	2777	1184
Wyken	5982	4954	1028

In summary, across Coventry 68,486 early years sessions are offered across the city (morning and afternoon sessions count as two sessions)

In the Autumn term 2024 a total of 51,068 sessions were filled and 17,418 sessions had vacancies. Equating to 75% of places being occupied.

The wards with the highest number of vacancies at this point were:

1. Foleshill
2. Whoberley
3. Radford

The wards with the least number of vacancies in the Autumn term were:

1. Upper Stoke
2. Bablake
3. Wainbody

Wraparound Childcare for school aged children

Coventry has a total of 86 maintained, academies and free schools, who serve pupils from Reception class to year 6. (4-11 years). Of these 86 schools, 72 offer wraparound childcare provision which operates both before and after school. 12 schools offer only breakfast provision, and the remaining 2 schools do not offer any onsite childcare. In addition to onsite before and/or after school childcare, a significant number of PVI providers, including childminders also provide this service to children at specific schools.

Please note that the information included in the table below is subject to change as childminders often offer places at differing schools subject to demand and hours required. There are also a small number of childminders who have opted out of sharing their details on Coventry's Family Information website, and therefore details for these providers have been omitted from these tables

Name of school	Number of childminders who serve the school	Group Providers ~ breakfast and or after school provision
Alderman's Green Primary	1	√
Aldermoor Farm Primary School	2	√
All Saints Church of England Primary School	0	√
All Souls' Catholic Primary School	1	√
Allesley Hall	3	√
Allesley Primary School	4	√
Broad Heath Community Primary School	2	√
Cannon Park Primary School	0	√
Charter Primary School	0	√
Christ the King Catholic Primary School	2	√
Clifford Bridge Academy	4	√
Corpus Christi Catholic Primary School	3	√
Coundon Primary School	4	√
Courthouse Green Primary School	7	√
Earlsdon Primary School	0	√
Eastern Green Junior School	2	√
Edgewick Community Primary School	0	√
Ernesford Grange Primary School	3	√
Finham Primary School	1	√
Frederick Bird Primary School	2	√
Good Shepherd Catholic Primary School	2	√

Gosford Park Primary School	2	√
Grange Farm Primary School	2	√
Grangehurst Primary School	2	√
Hearsall Community Academy	0	√
Henley Green School	1	√
Hill Farm Primary School	2	√
Holbrook Community	1	√
Hollyfast Primary School	3	√
Holy Family Catholic School	3	√
Howes Primary School	0	√
John Gulson Primary School	2	√
John Shelton Community Primary School	0	×
Joseph Cash Primary School	1	√
Keresley Grange	0	√
Leigh Church of England Academy	1	√
Limbrick Wood Primary School	0	√
Little Heath Primary School	1	√
Longford Park Primary School	1	√
Manor Park Primary School	1	√
Moat House Community	1	√
Moseley Primary School	2	√
Mount Nod Primary School	2	√
Our Lady of the Assumption Catholic Primary School	0	√
Park Hill Primary School	0	√
Parkgate Primary School	2	×
Pearl Hyde Primary School	0	√
Potters Green School	4	√
Radford Primary Academy	1	√
Ravensdale Primary School	5	√
Richard Lee Primary School	2	√
Sacred Heart Catholic Primary School	1	√
Seva School Coventry	0	×
Sidney Stringer Primary School	2	√
Southfields Primary School	2	√
Sowe Valley Primary School	2	√
Spon Gate Primary School	1	√
SS Peter and Paul Catholic Primary School	1	√
St Andrew's Church of England Infant School	3	√
St Anne's Catholic Primary School	5	√
St Augustine's Catholic Primary School	1	√

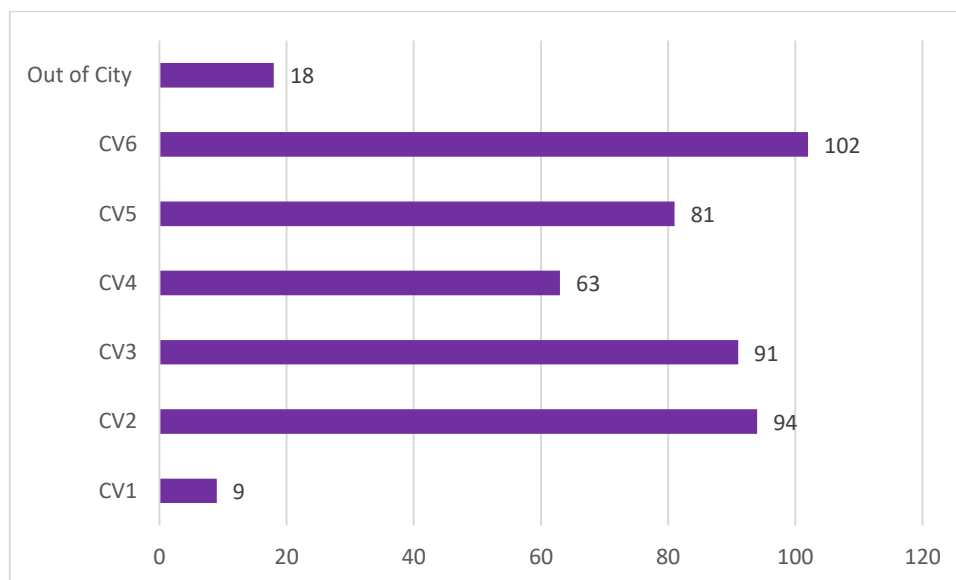
St Bartholomew's Church of England Academy	2	√
St Christopher Primary School	1	√
St Elizabeth's Catholic Primary School	1	√
St Gregory's Catholic Primary School	0	√
St John Fisher Catholic Primary School	4	√
St John Vianney Catholic Primary School	2	√
St Johns Church of England School	0	√
St Laurence's Church of England Primary School	1	√
St Mary and St Benedict Catholic Primary School	2	√
St Osburgs Catholic Primary School	0	√
St Patrick's Catholic Primary School	1	√
St Thomas More Catholic Primary School	1	√
Stanton Bridge Primary School	0	√
Stivichall Primary School	3	√
Stoke Heath Primary School	2	√
Stoke Primary School	4	√
Stretton Church of England Academy	5	√
Templars Primary School	0	√
Walsgrave Church of England Academy	1	√
Whitley Abbey Primary School	1	√
Whitmore Park Primary School	4	√
Whittle Academy	2	√
Whoberley Hall Primary School	1	√
Willenhall Community Primary School	5	√
Wyken Croft Primary School	3	√

Parental survey – Out of School provision

In Spring term 2024 a city-wide consultation was undertaken with parents and carers of school aged children to gain an understanding of the current usage and future demand of childcare before and after school in Coventry.

The survey was distributed by schools via school newsletters, open evening events and was also widely circulated on social media platforms with a response from 458 local families.

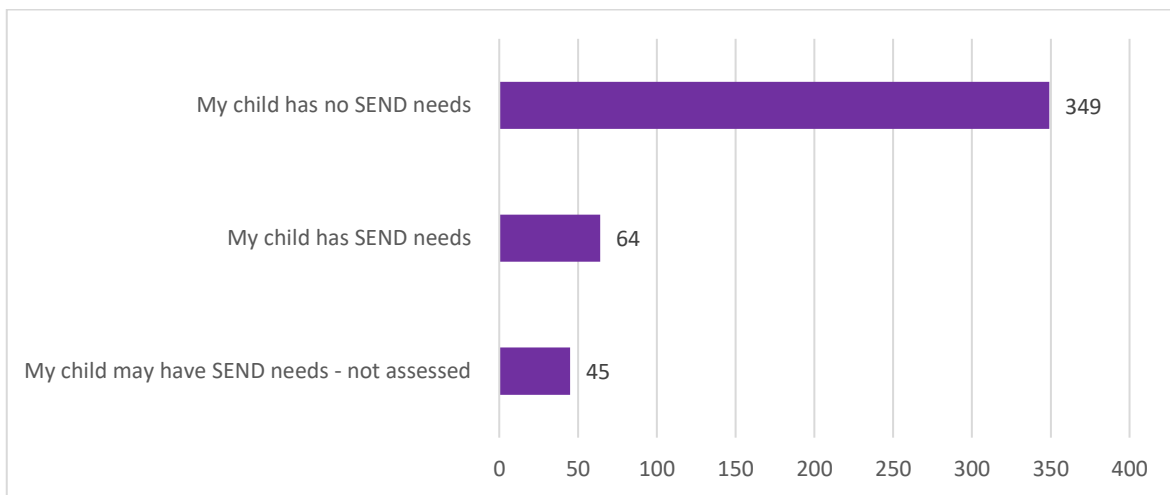
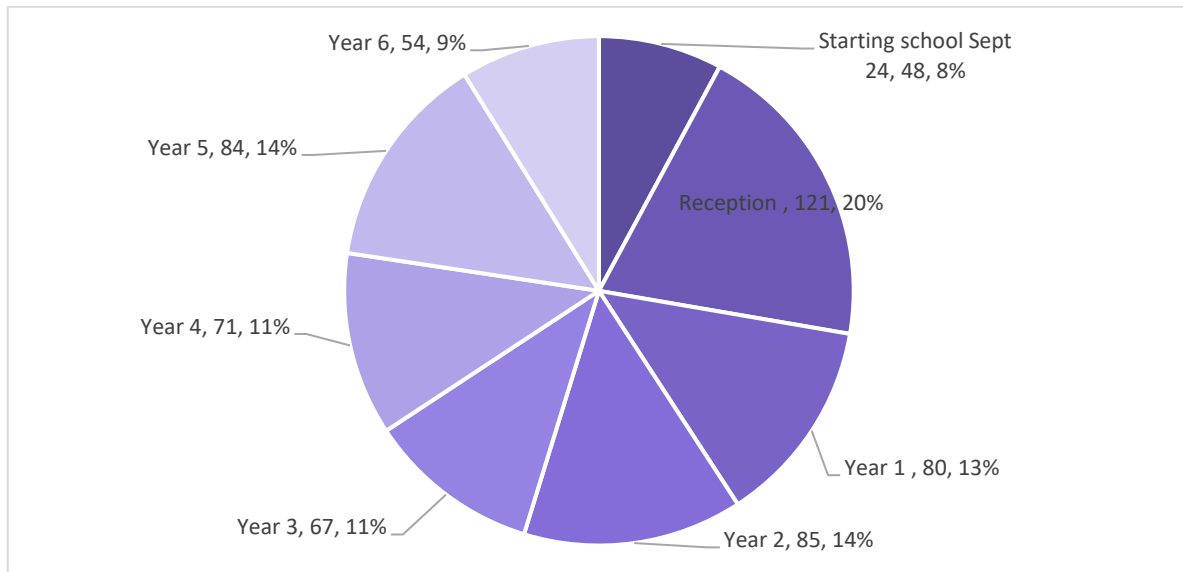
This graph outlines the spread of responses across the City by Postcode areas



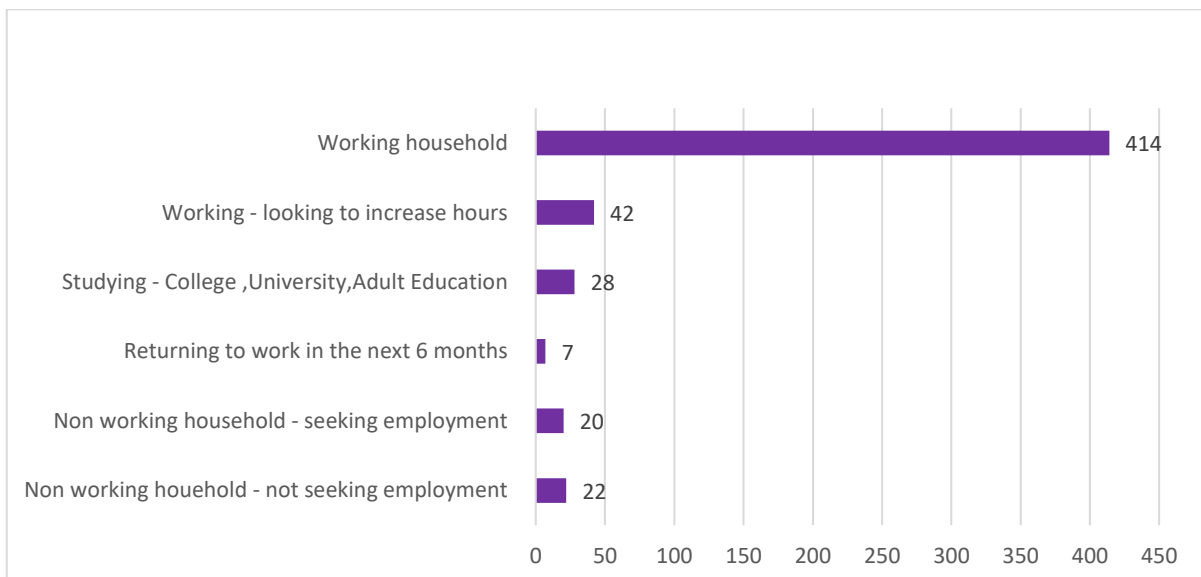
Each submitted form required parents/carers to inform us of the school that the child/ren attends or will be attending from September 2024 and can be found on the following table

Name of school	No of responses	Name of school	No of responses
Alderman's Green	23	Ravensdale	3
Aldermoor Farm	1	Richard Lee	3
All Saints	3	Sacred Heart	2
All Souls	2	Seva	1
Allesley Hall	9	Southfields	19
Allesley.	23	Sowe Valley	1
Broad Heath	2	St Andrews	27
Cannon Park	19	St Bartholomew's	2
Castle Wood	1	St Christophers	3
Charter	7	St Elizabeths	6
Christ the King	2	St Gregorys	31
Corpus Christi	2	St John Fishers	1
Coundon	2	St Laurence's	3
Courthouse Green	3	St Mary and Benedict	1
Earlsdon	2	St Osburgs	1
Eastern Green	5	St Patricks	1
Ernesford Grange	1	St Thomas More	2
Finham	4	Stivichall	15
Frederick Bird	2	Stoke	1
Good Shepherd	10	Stretton	1
Gosford	3	Templars	12
Grange Farm	10	Whitley Abbey	1
Hearsall	8	Whitmore Park	2
Henley	9	Whittle	1
Holbrook	28	Whoberley Hall	2
Hollyfast	2	Willenhall	38
Holy Family	1	Wyken Croft	2
Howes	1		
John Shelton	4		
Joseph Cash	1		
Little Heath	1		
Longford Park	19		
Manor Park	4		
Moseley	1		
Mount Nod	20		
Our Lady	8		
Park Hill	2		
Parkgate	3		
Potters Green	28		

The following questions asked about children in the household, their current Year group and if the child has any SEND needs.



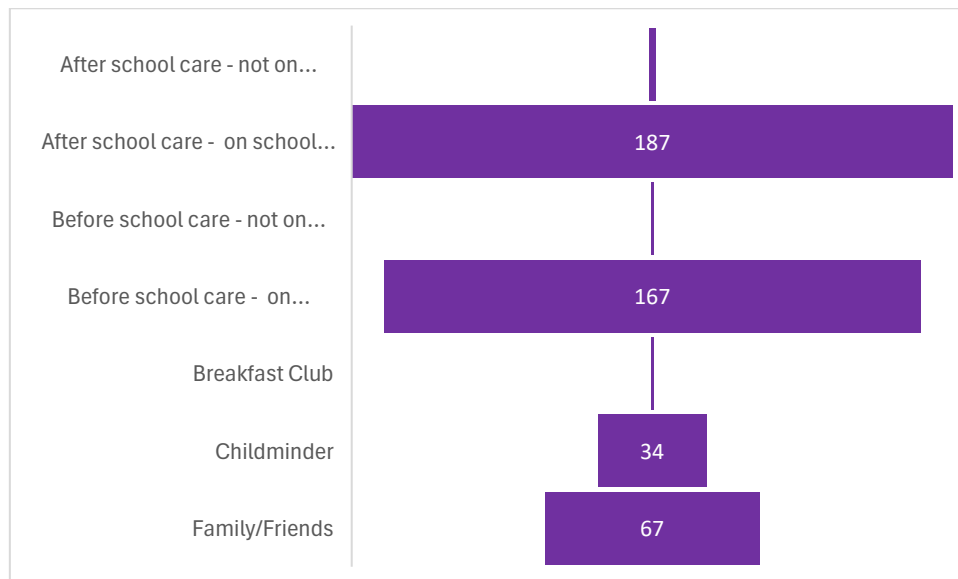
Families were then asked to provide details on their current household composition



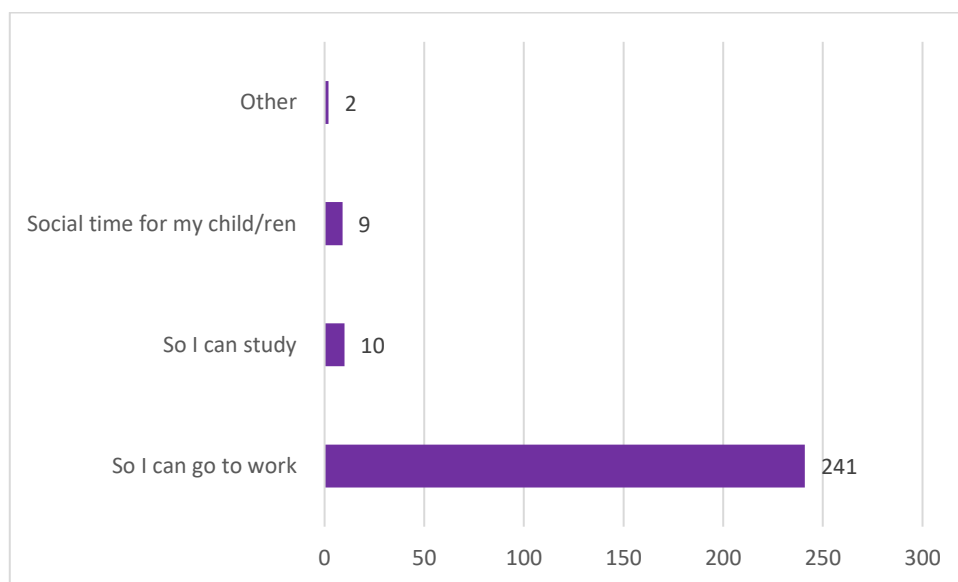
The remainder of the questions in the survey were about current and future childcare needs before and after school, to help us gain an understanding of future demand for places and the potential opening hours to meet family's needs.

Out of the total responses 265 families stated that they currently use childcare ,193 responded that they do not use childcare currently.

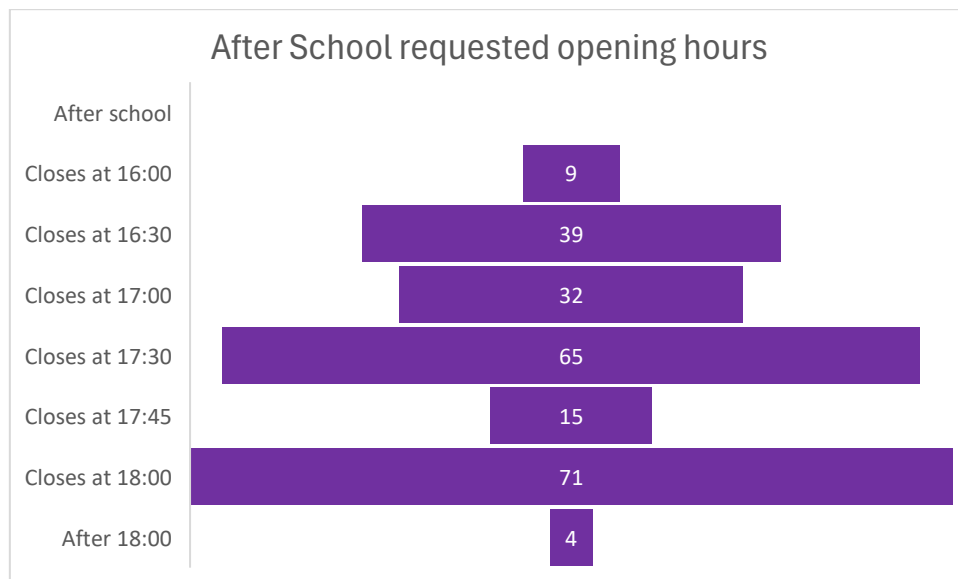
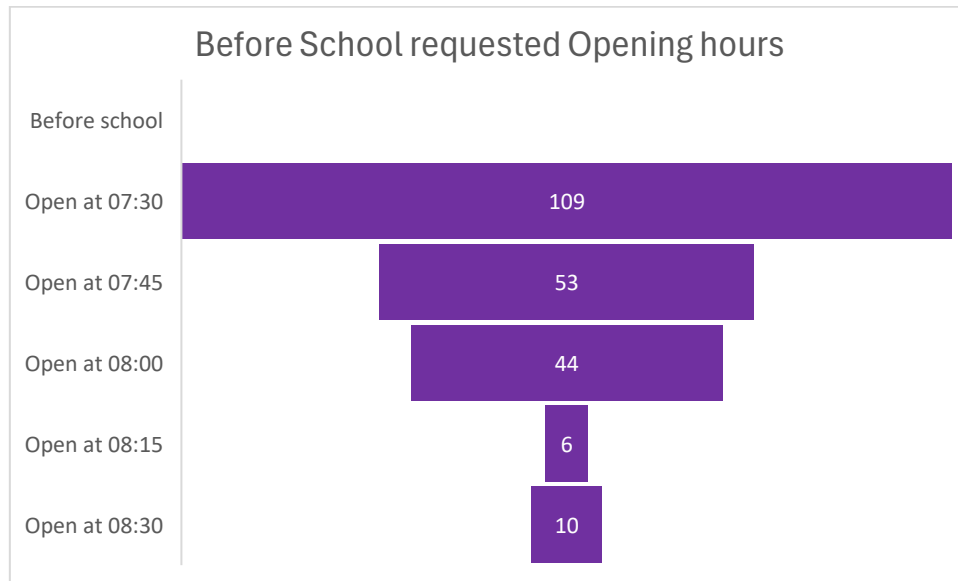
If a parent responded that they currently use childcare they were asked to select the types of childcare they use currently (multiple options could be chosen)



The following question asked why families were using before and after school care.



The next 2 questions were about the opening hours required by families before and after school.



The final question is about families who do not currently use before and after school childcare and if they would consider using it in the future?

98 responders said yes they would use this form of childcare, 30 said they would not use this childcare option and 62 replied maybe they would use before and/or after school care in the future.



Average childcare costs in Coventry

The information on average childcare costs has been calculated using annual data submitted by childcare providers on the Family Information Directory website during summer term 2025. *Please note some providers have not shared this information.* Please note that there is a wide variation of fees charged across the city, so this is an average cost from all the costs information we currently hold.

Day Nursery /Full day care fees

At the time of collecting this data the average cost of a full day-care place was £65.34 per day . Many settings offer morning and/or afternoon sessions, the average cost of which is £40.70 per session.

Pre-School /Sessional fees

At the time of collecting this data the average Preschool fee is £21.70 per session for a traditional morning /afternoon session (e.g. 3 hours). Most settings offer an extended day e.g. longer hours, with average fees in the region of £60.71 per day.

Childminder fees

Childminders are self-employed, so charges may vary. You will need to discuss this with each individual childminder. The average hourly fee in Coventry in summer term 2025 was £5.50 - £6.00 per hour. Childminders may charge differing rates including daily rates as well as before and after school care, evenings, weekends etc.

Out of school Clubs (Wraparound)

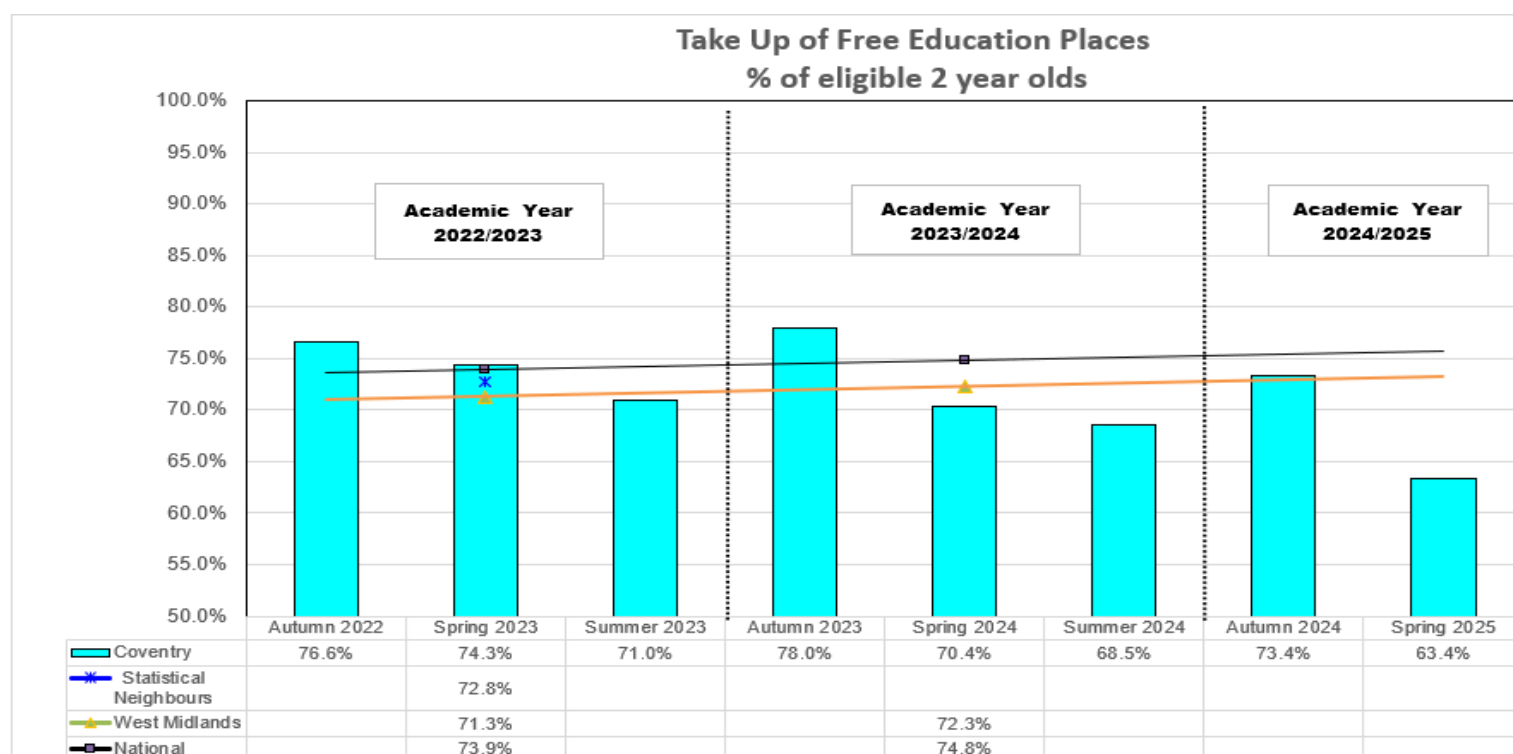
The average charge in summer term 2025 was approx. £6.50 per session before school and £11.00 per session after school (these costs vary depending on the length of session the child attends so may be higher)

Registered Holiday Schemes

Holiday scheme average fees in summer term 2025 were £30.00 per day.

Take up rates of early years funding entitlements

Take up early year's entitlements in Coventry 2-year-old take up data



Notes: Eligible pupils are in the majority from low income families i.e., economic criteria. A small proportion of others include Children Looked After and also those with Special Needs.
This "low income family's data" is provided by the DWP.

National Data Source: [Create your own tables - Explore education statistics - GOV.UK](#) Dfe for data for National, West Mids. and Stats Neighbours is annual and is from the Spring census each year.

Overview

After the 2 year old working parent entitlement came into effect in Summer 2024, there was a decrease in 2 year old targeted take up of 2.5% compared to the previous Summer. This trend has continued to widen term by term in the 2024/25 academic year with the Autumn 2024 term having a decrease of 4.6% compared to the previous year, and the Spring 2025 term seeing a 6.6% decrease.

Take-up of funded early years childcare, in Coventry, for all disadvantaged 2-year-olds was trending

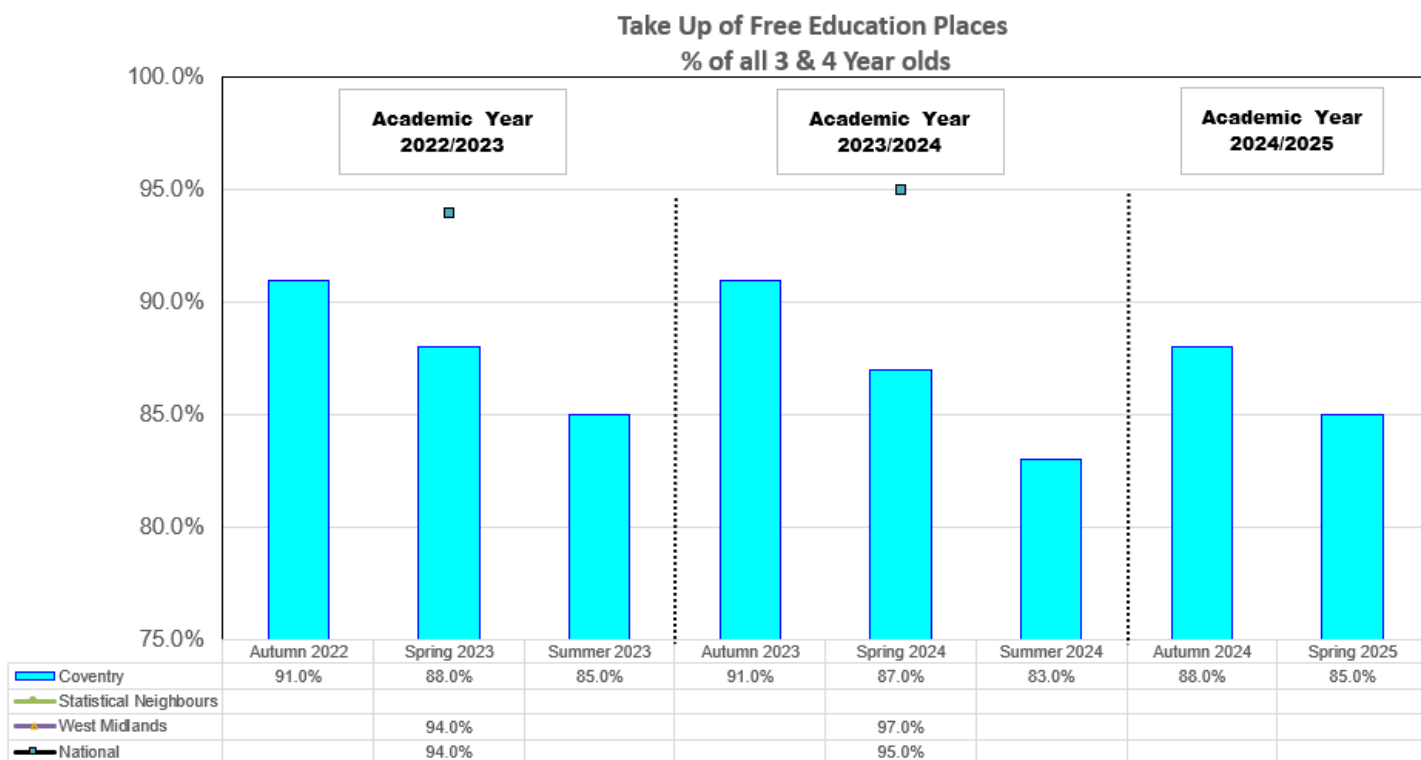
positively post-pandemic but has dipped slightly. DWP provide regular data sets to the LA which identifies eligible disadvantaged 2-year-olds. The number of children on this list over the past few years have been in decline. This data is used to contact families to encourage them to take up a funded place. However, we have a significant amount of transience in and out of the city, with 2-year-olds often leaving before a child has been supported into a funded place.

In addition, data sets are cross referenced to identify children who are eligible for targeted 2-year-old funding but did not take up a place in Coventry. Families are contacted to provide feedback on why they have not used their eligible code. This helps increase take up and provides insight into why take up is dropping in this cohort.

National data is not yet available for 2025 but 2024 saw Coventry fall 4.4% below the national average and 1.9% below the West Midlands average.

National Data Source: [Create your own tables - Explore education statistics - GOV.UK](#)
Dfe for data for National, West Mids. and Stats Neighbours is annual and is from the Spring census each year.

3- and 4-year-old take up data



Overview

Like the 2-year-old take up, the 3- and 4-year-olds take up for 2023/24 academic year saw a drop compared to the previous year. This hasn't been as wide though, with the Autumn term staying the same, Spring dropping 1% and the Summer dropping 2% compared to 2022/23. The start of the 2024/25 academic year has continued the trend and has decreased from the previous year with Autumn 2024 dropping 3% and Spring 2025 dropping 2%

This local decrease in the take up has seen the gap to the National increase from 6% to 8% and the gap to the West Midlands increase from 6% to 10%

Take-up of Extended Hours (30 Hours)

Since extended entitlement (30 hours) places were introduced in October 2017 there has been an increase in over 900 extended hours places, compared to the latest Spring 2025 data. Since Autumn 2023, 30-hour places have stopped increasing and have levelled out term by term.

30 Hours	Oct-17	Jan-18	May-18	Oct-18	Jan-19	May-19	Oct-19	Jan-20	Oct-20	Jan-21	May-21	Oct-21	Jan-22	May-22	Oct-22	Jan-23	May-23	Oct-23	Jan-24	May-24	Oct-24	Jan-25	Diff Oct 17 to Jan 25	
																							No.	%
PVIs	898	1346	1631	1069	1474	1774	1086	1515	1017	1470	1729	1037	1487	1783	1026	1459	1747	994	1525	1729	993	1437	539	60%
Schools	245	294	363	342	406	428	396	483	426	534	550	449	569	608	566	647	675	538	653	682	554	641	396	162%
Total	1143	1640	1994	1411	1880	2202	1482	1998	1443	2004	2279	1486	2056	2391	1592	2106	2422	1532	2178	2411	1547	2078	935	82%

National Data Source: [Create your own tables - Explore education statistics - GOV.UK](https://www.gov.uk/explore-education-statistics)
 DfE for data for National, West Mids. and Stats Neighbours is annual and is from the Spring census

Year on year as the demographic make-up of the city has become more diverse, cultural family practices often influence parental decisions not to access a funded early education place with children remaining out of the education system until they reach statutory school age. Additionally, we continue to see an increase in newly arrived families, with parents often citing that these young children are not ready to leave the family environment and nor do they consider it necessary to access a childcare place. It is not unusual for extended families to provide informal childcare rather than children accessing a funded place.

To maximise take up of early years funded places, the Early Years Business, Sufficiency and Funding team have continued to develop new strategies to engage with underrepresented families.

Take up of Early Years Pupil Premium (EYPP) for children in Coventry

All early years' providers who deliver Government funded early education can claim the Early Year's Pupil Premium for eligible children. The Early Years Pupil Premium is an additional amount of money paid directly to childcare providers for eligible children who are aged 9 months to 4 years, accessing an early year's funding entitlement. Families of eligible children must be in receipt of certain benefits or have a child/ren which were formally in local authority care but left this care because they were adopted, were subject to a Special Guardianship or Child Arrangements order.

EYPP is additional funding for early years childcare providers to improve the education they provide for disadvantaged children who are aged 9 months to 4 year including but not restricted to, those adopted from care. The aim of this funding is to narrow the attainment gap between young children from low-income families and their peers by improving the facilities, equipment and learning experiences to improve life chances for eligible children.

Entitlement	Autumn	Spring	Summer	Autumn	Spring	Summer	Autumn	Spring
	2022	2023	2023	2023	2024	2024	2024	2025
2 year old EYPP %	N/A	N/A	N/A	N/A	N/A	51.2%	61.8%	63.2%
3 and 4 year olds EYPP %	67.3%	69.4%	76.1%	69.5%	67.7%	73.8%	68.0%	72.3 %

The impact of targeted work completed by the Early Years Business, Sufficiency and Funding team is demonstrated in the table above. The team continue to focus on increasing this take-up with activities which include:

- The creation of a range of marketing materials designed and distributed to all early years' providers
- Social media campaigns to highlight benefits of EYPP and maximise claims made
- Newsletter articles to raise the awareness of EYPP across all age groups, in order to maximise the number of claims made
- School funding guidance updated to include relevant up to date information
- Parent Carer Agreements updated to capture information from all families about potential eligibility
- Model letters to share with parents and carers
- Advice on ways EYPP can be spent to benefit the child/ groups of children
- Advice on how settings can record evidence to show the positive impact on children
- Analysis of city wide EYPP data to monitor trends and target areas where EYPP claims are low

Disability Access Fund

The Disability Access Fund (DAF) was introduced in 2017. DAF enables early years providers to support children with Special Educational Needs and Disabilities to remove any barriers to attendance, by making reasonable adjustments within the provision. Since April 2024 DAF has been accessible to eligible children across all early year's funding entitlements. The funding provides an annual payment to the childcare provider.

	Aut 23	Spr 24	Sum 24	Aut 24	Spr 25
Approved DAF claims	37	30	33	34	28

Special Educational Needs Inclusion Funding (SENIF)

All children should be able to access their early year's entitlement, and no child should have their access restricted or denied because they have a special educational need or disability (SEND). SENIF provides targeted additional funding to support providers in improving outcomes for children with SEND. With the introduction of the expanded entitlements in Spring 2024, eligible children from the age of 9 months are now able to access SENIF.

SENIF funding has been allocated to the following numbers:

	Autumn 2023	Spring 2024	Summer 2024	Autumn 2024	Spring 2025
SENIF					
Take up	122	209	235	157	238

Quality profile of Ofsted registered providers

Coventry's Ofsted Quality Profile for Providers in the Private, Voluntary and Independent Sector (PVI)

By the end of spring term 2025, Coventry had a total of 252 PVI childcare providers that were registered on Ofsted's Early Years and/or Childcare registers. This was made up of

- 79 group settings (Childcare providers on non-domestic premises)
- 170 Childminders (Childcare providers on domestic premises)
- 3 Independent school providers

The data shown in the table below includes only childcare providers who have received an early years graded inspection. Graded Ofsted inspection outcomes are analysed at the end of each term, to provide a snapshot profile of the quality of childcare provision in Coventry.

Ofsted inspection outcomes for providers receiving a graded inspection against the Early Years Register						
		Percentage of childcare provision which has been judged				
Data Collection point	Type of childcare Provider	Outstanding	Good	Requires Improvement	Inadequate	Good or better
Summer 2024	Childcare on non-domestic premises	19%	79%			98%
	Childcare on domestic premises (Childminders)	13%	86%			99%
	Independent schools		100%			100%
Autumn 2024	Childcare on non-domestic premises	17%	82%	1%	1%	99%
	Childcare on domestic premises (Childminders)	13%	86%			100%
	Independent schools		100%			100%
Spring 2025	Childcare on non-domestic premises	17%	82%	1%		99%
	Childcare on domestic premises (Childminders)	13%	87%		0.5%	100%
	Independent schools		100%			100%

Conclusions

99% of all Private, Voluntary, and Independent childcare providers, who had received a published inspection report, held good or better inspection outcomes. The percentage of Childminders in receipt of good or better Ofsted inspection judgements increased by 1% in Autumn 2024 from the summer position and remained consistent in spring term 2025. This is positive given that the number of childminders in the city has continued to decline. At the end of summer term 2024, Coventry had 181 registered Childminders compared to 170 in spring 2025. Despite this downward trend, Coventry has continued to have a sufficient number of childcare places at this time, the Local Authority continue working on a programme of advertising and marketing to increase childminder numbers across Coventry.

Ofsted Inspection outcomes for Schools Nursery Class and/or Early Years Provision run by school governors

Data Collected: Spring term 2025					
Ofsted Inspection outcomes for Schools with Nursery Class or Early Years Provision					
Setting Type	A Outstanding	B Good	C Requires improvement	D Inadequate	E Coventry School Provision Judged Good or Better
School Nursery Classes or Early Years Provision run as part of the school	3	57	8	0	60/68
	4%	84%	12%	0	88%

Conclusions relating to Coventry's Ofsted profile for Schools at the end of spring term 2025.

The percentages shown above reflect provision provided by the 68 Coventry maintained schools and academies (including 1 Maintained Nursery school) who hold a current graded Ofsted inspection outcome. The data does not include 2 schools who having converted to Academy status, have not yet received a first inspection under these new provisions.

88% of schools held a good or better Ofsted Inspection outcome at the end of Spring term 2025. This represents a decrease of 4% compared to Spring term 2024.

Quality profile of Coventry Providers at first graded inspection ~ Spring 2025

100% of PVI providers, who by the end of Spring term 2025 had received only their first graded Ofsted inspection, achieved a good or better inspection outcome. This represents a 9% increase in

the position held the previous year, Spring term 2024. This positive quality profile is due to the robust support providers receive from the early years team from the point of initial contact up to first inspection. A framework of support has been developed to ensure all providers receive a consistent level of engagement which includes visits, coaching and skills and knowledge questionnaires which help providers develop and maintain good practice and advice and information to help them prepare for their first inspection.

Quality profile of providers delivering funded places ~ Position at Spring Term 2025

The overall number of Childminders registered to deliver funded places in Coventry, increased by 3% in Spring Term 2025, compared to the previous year. This means that 91% of childminders in Coventry, who were registered on the early years register, were also registered with the local authority to deliver government funded places, highlighting that Coventry continues to provide parents with flexible options across the childcare market. In addition, almost one third of Childminders who operate in Coventry but are registered with a Childminding Agency also deliver funded places.

- 100% of the childminders, who were registered to deliver early education entitlement places, held a good or better Ofsted inspection outcome by the end of Spring Term 2025.

Raising quality through Coventry's Provider Causing Concern Process (PCCP)

The Provider Causing Concern Process (PCCP) is a robust 4 stage process which ensures that providers receive intensive support from the local authority to make swift improvements in raising quality of provision and outcomes for children where they have received an inspection judgement which is less than good. The local authority monitors and reviews progress made in addressing actions agreed, as part of an action plan within set timescales. Targets are carefully composed to support the provider to complete the actions and recommendations set by Ofsted during inspection.

Impact of PCCP

By the end of Spring term 2025, only 1 childcare provider was engaged in the PCCP following an inspection judgement of Requires Improvement. Compared to the same term, in the previous year, there were 7 fewer providers engaged in the PCCP, demonstrating that the support mechanisms put in place to facilitate providers to achieve good or better Ofsted inspection outcomes, are for the most part, effective.

The Early Years and Childcare Training programme

The Coventry Early Years Training Programme is produced termly; this programme provides training and continued professional development opportunities for the early years and childcare workforce. Ofsted inspection reports are analysed to identify trends in areas for development within the sector and work to commission training that will address these gaps. In addition to this we also provide training opportunities to ensure compliance with the Statutory Framework for the Early Years Foundation Stage, for example Paediatric First Aid and Designated Safeguarding Lead Training. Training sessions have also been offered to support the development and growth of a healthy business, for example Recruitment and Retention of Staff and Future Proofing Your Business.

The service has also provided various training and briefing sessions as part of the expansion of Early Years Entitlements and wraparound provision for school aged pupils. Department for Education funding awarded to Coventry has helped subsidise this training and providers were able to access training free of charge, in relation to the following subjects:

- Working with Babies
- Recruitment and Retention
- Play related courses for Wraparound and Out of School providers.

Training and briefing sessions have been held to support both existing childcare providers and those that wish to develop their provision.

Funding has also been utilised to offer the service's first Early Years Conference focusing on business, sustainability, and funding. Approximately 100 providers attended the conference and feedback was extremely positive. The conference provided a selection of workshops which included:

- Working with Babies
- SEND: making the most of SENIF and DAF funding
- Maximising funding claims
- PACEY: childminder specific sessions relating to business, income generation and marketing
- Business and Sustainability
- Recruitment and Retention

The service has also procured training and support for providers in relation to the expansion of the national wraparound agenda working in partnership with the Early Years Alliance who have delivered successful wraparound information and programme funding events and are providing ongoing support and sessions relating to the wraparound agenda.

Geographical gaps and Recommendations

Recommendation One

Ensure sufficient early entitlement places are available to children aged 9 months – 4 years as expanded entitlements are rolled out for eligible children.

Recommendation Two

Increase the wraparound offer for Primary aged children in Coventry to meet the needs of families at each school across the city.

Recommendation Three

Promote childcare as a profession to increase the number of practitioners within the workforce across the city.

Recommendation Four

Improve take up of Disability Access Fund and Tax-free childcare by further enhancing communication and engagement with both parents and childcare providers.

Recommendation Five

Maintain the take up % of targeted 2-year-old places by implementing strategies to ensure that places continue to be offered to this cohort following the introduction of the expanded entitlements.

Recommendation Six

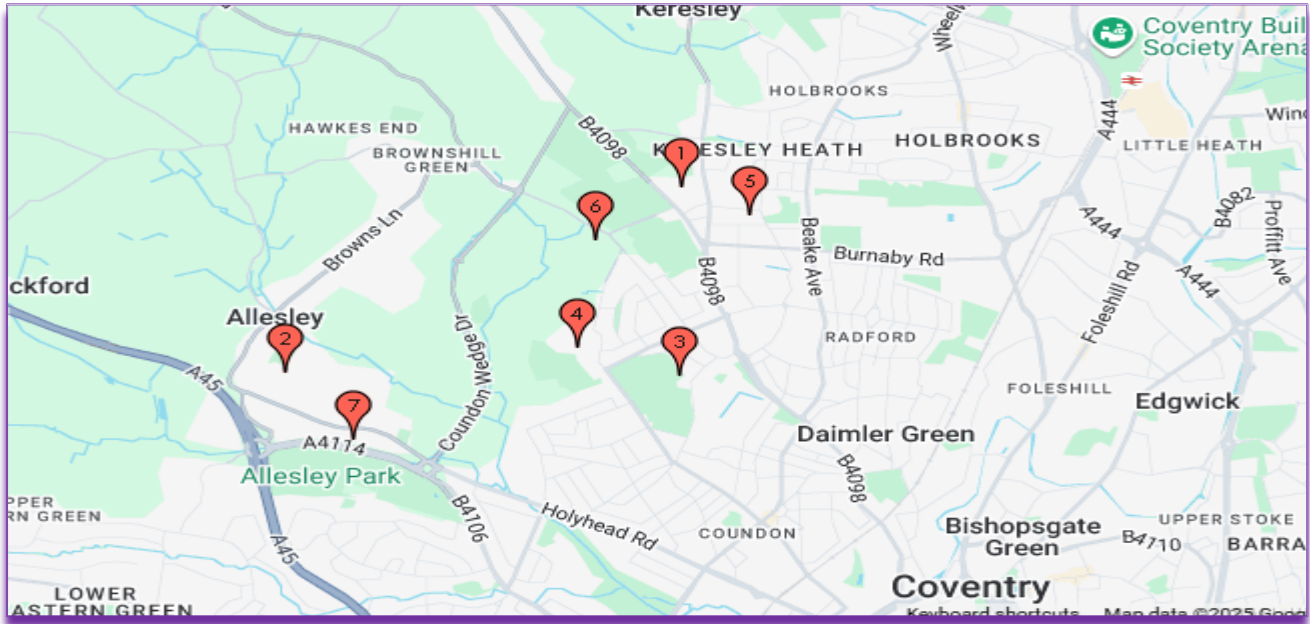
Continue to investigate trends in data in more detail to understand the needs of different groups in greater detail, drill into gender gap and early experiences of boys and focus on workforce development to support curriculum improvements in Math's, Literacy, and Understanding the World.

Appendices

Ward Maps – All Early Years settings ~ this includes childcare on school sites, independent schools with nursery provision and school nursery classes (and one nursery school in St Michaels ward)

******Please note that some sites have more than one provider type on site so will only appear on the maps once**

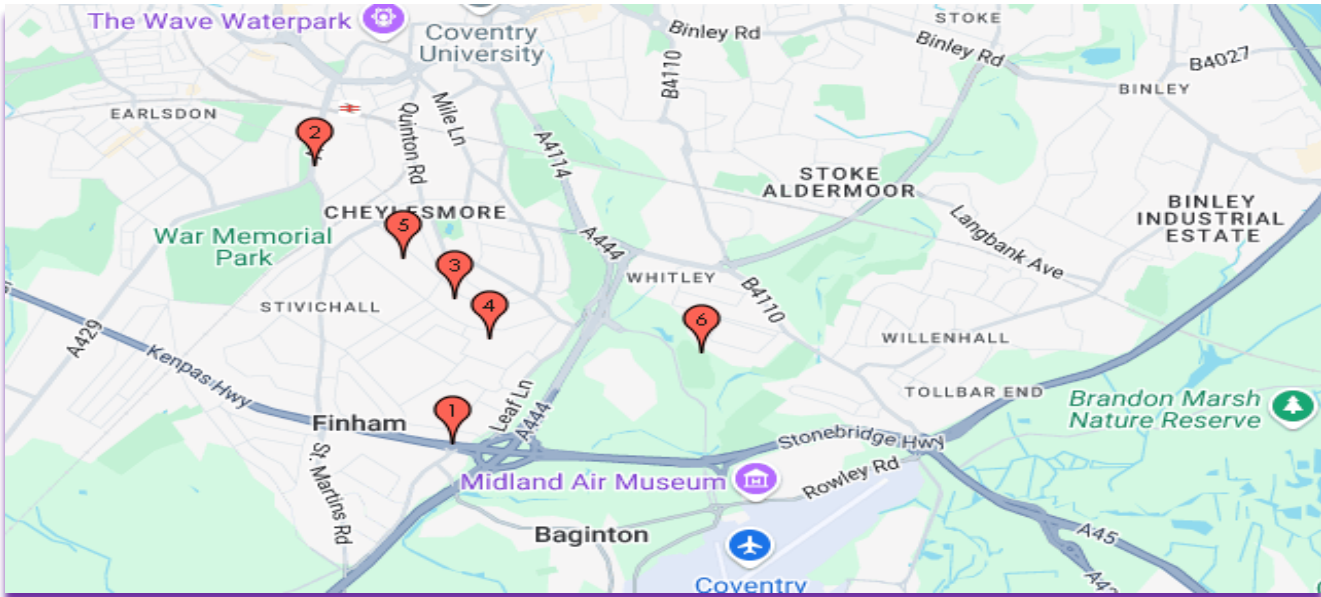
BABLAKE WARD



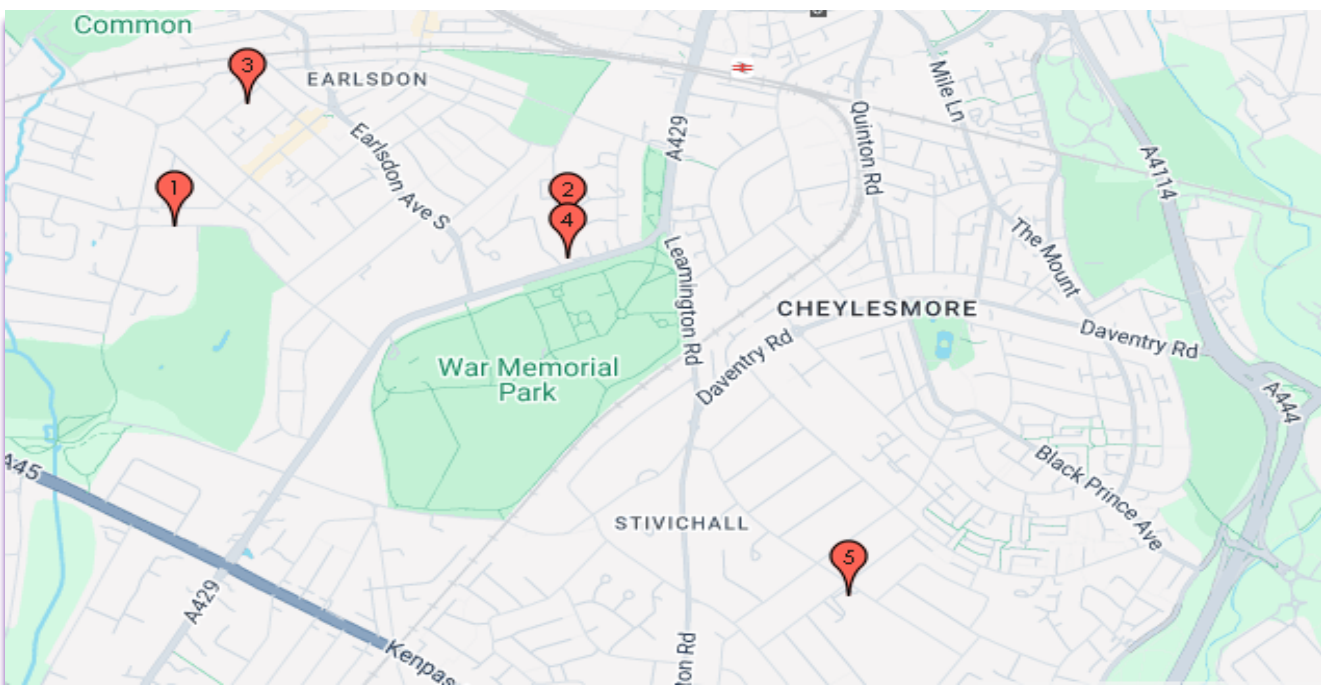
BINLEY AND WILLENHALL WARD



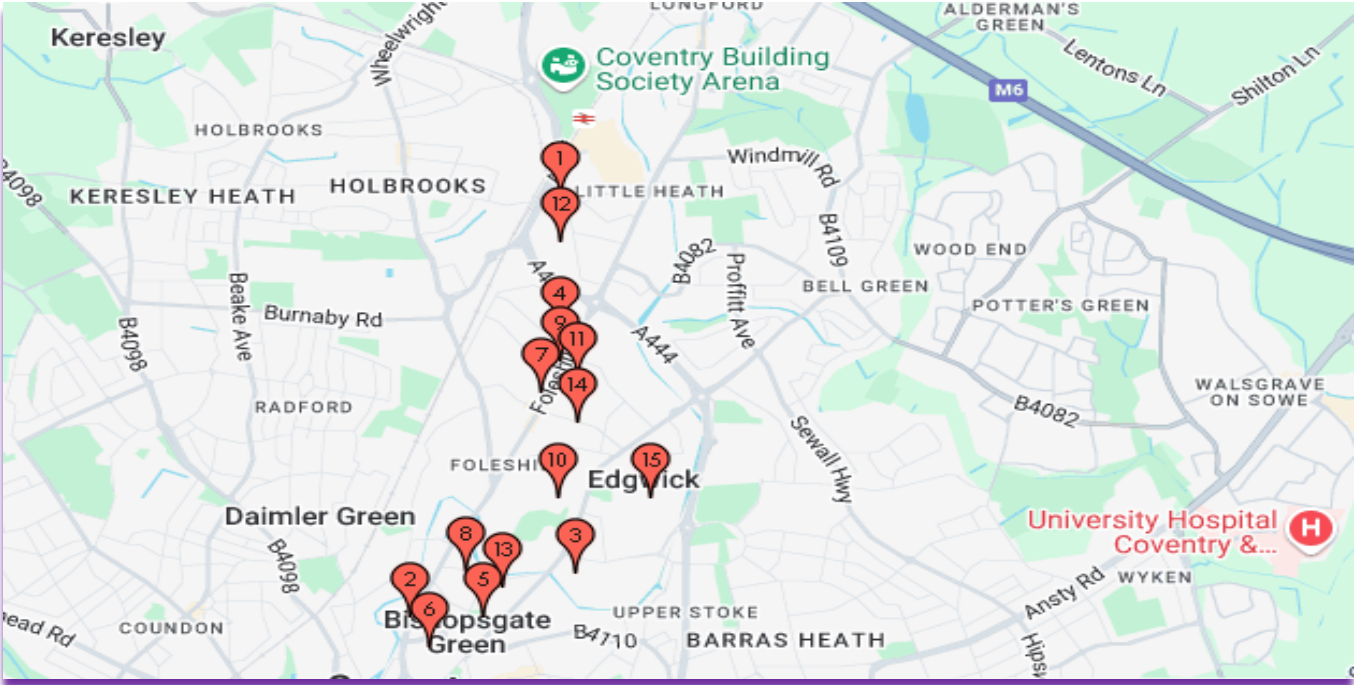
CHEYLESMORE WARD



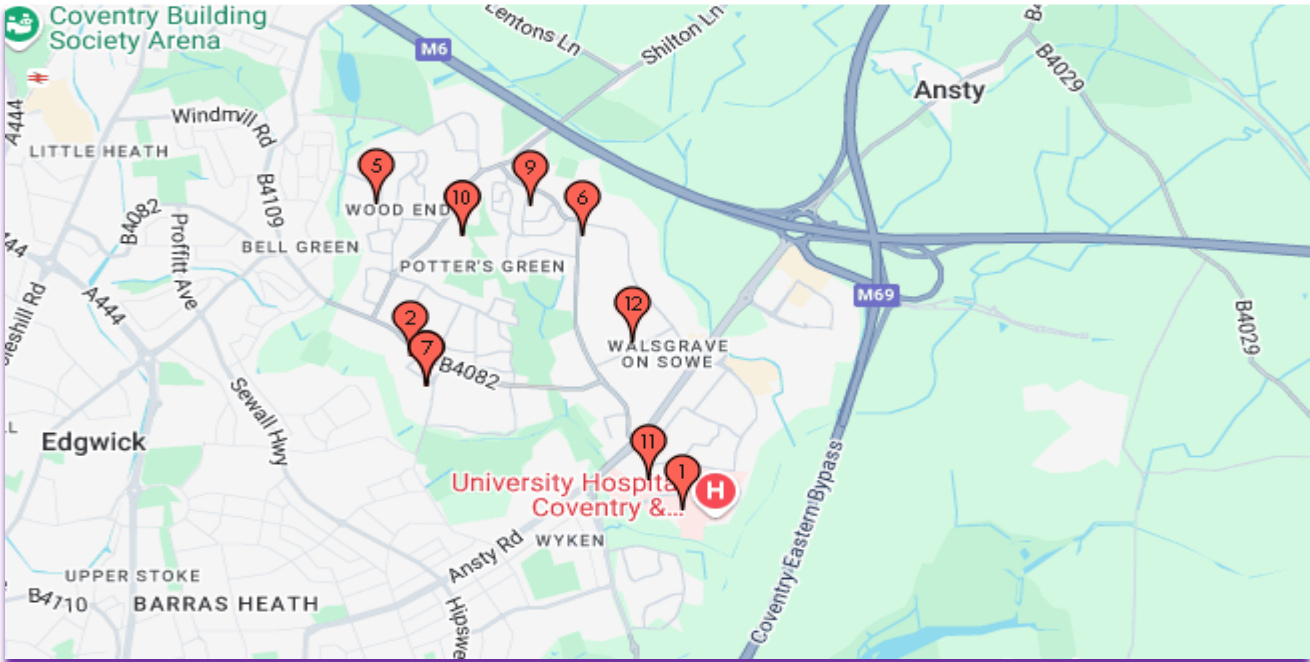
EARLSDON WARD



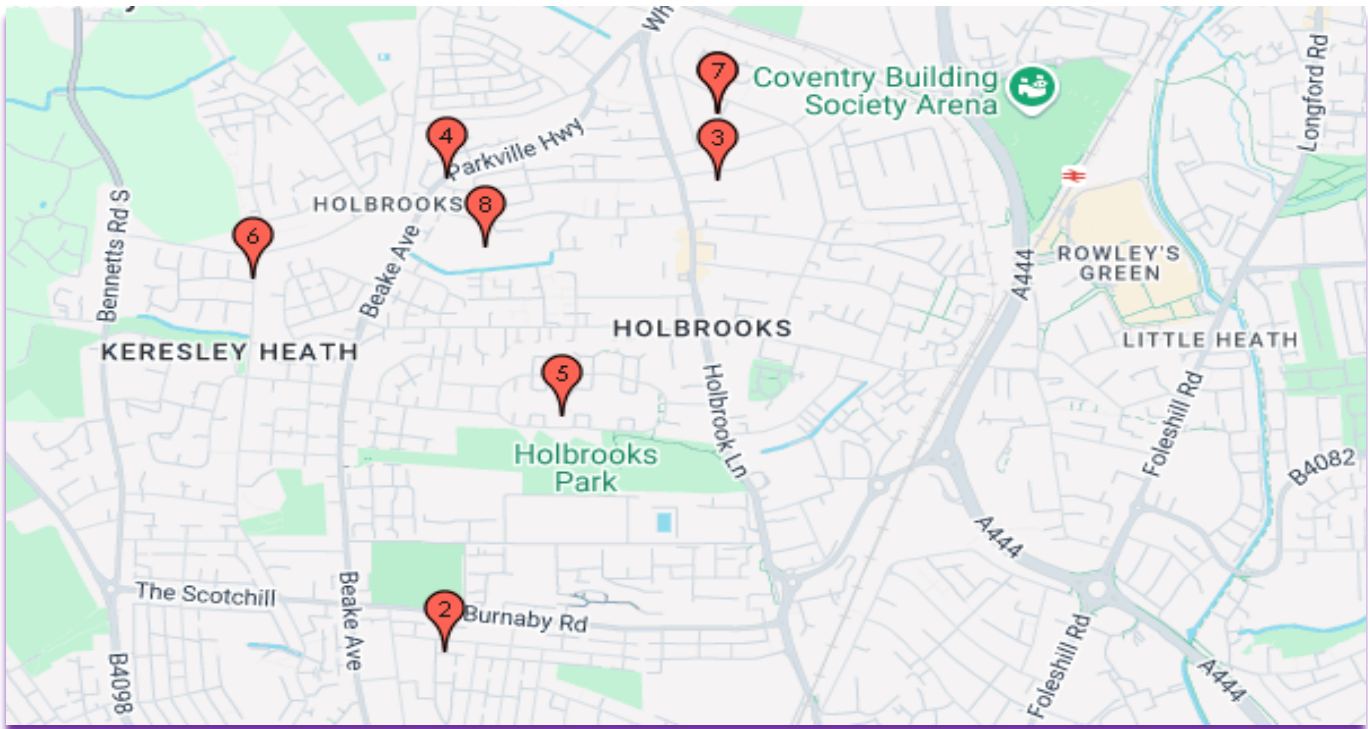
FOLESHILL WARD



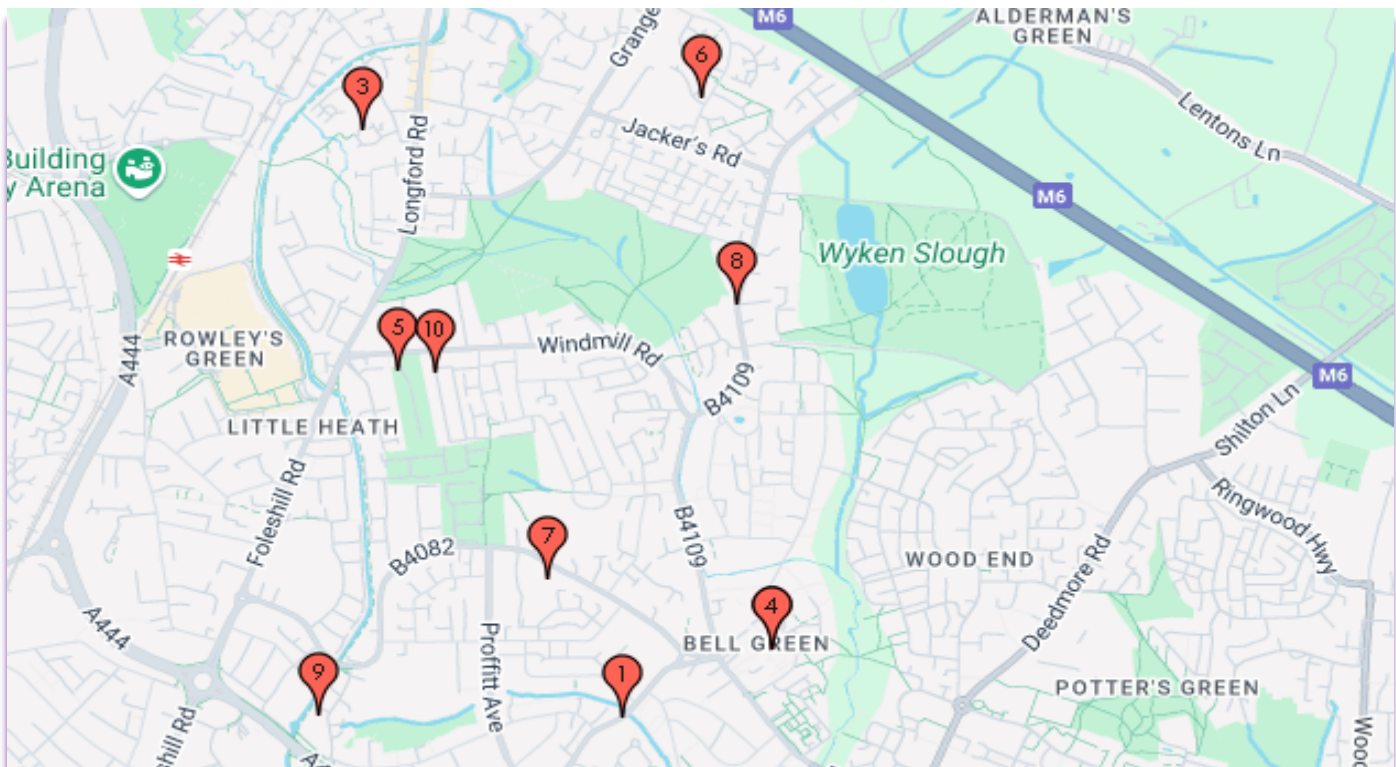
HENLEY WARD



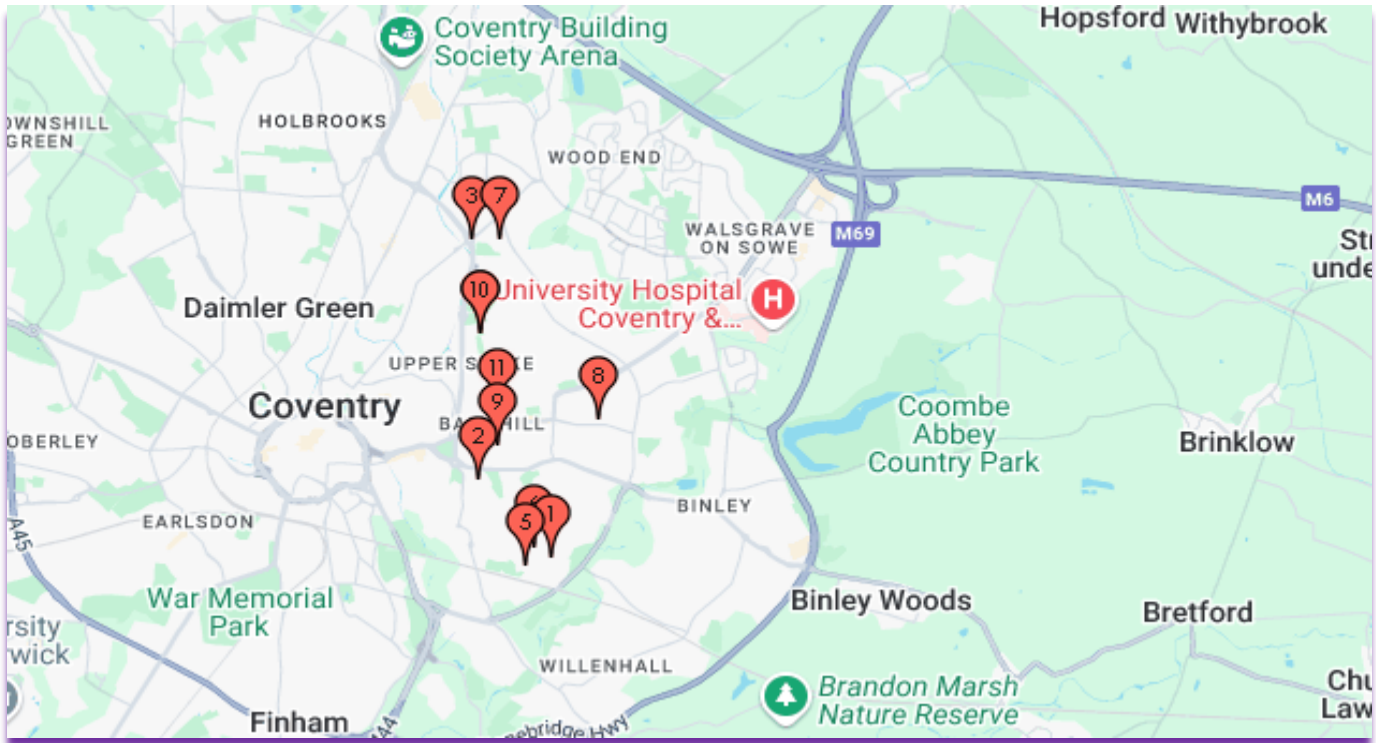
HOLBROOK WARD



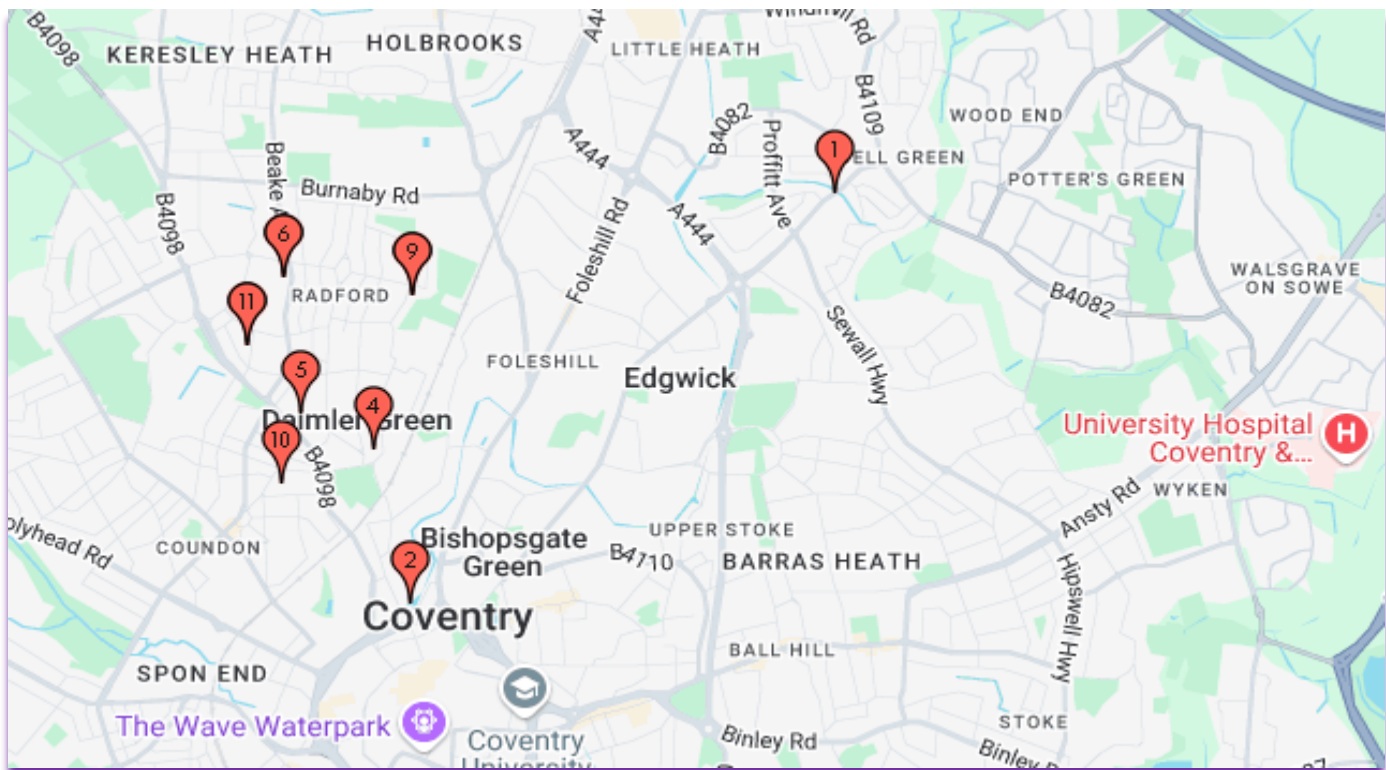
LONGFORD WARD



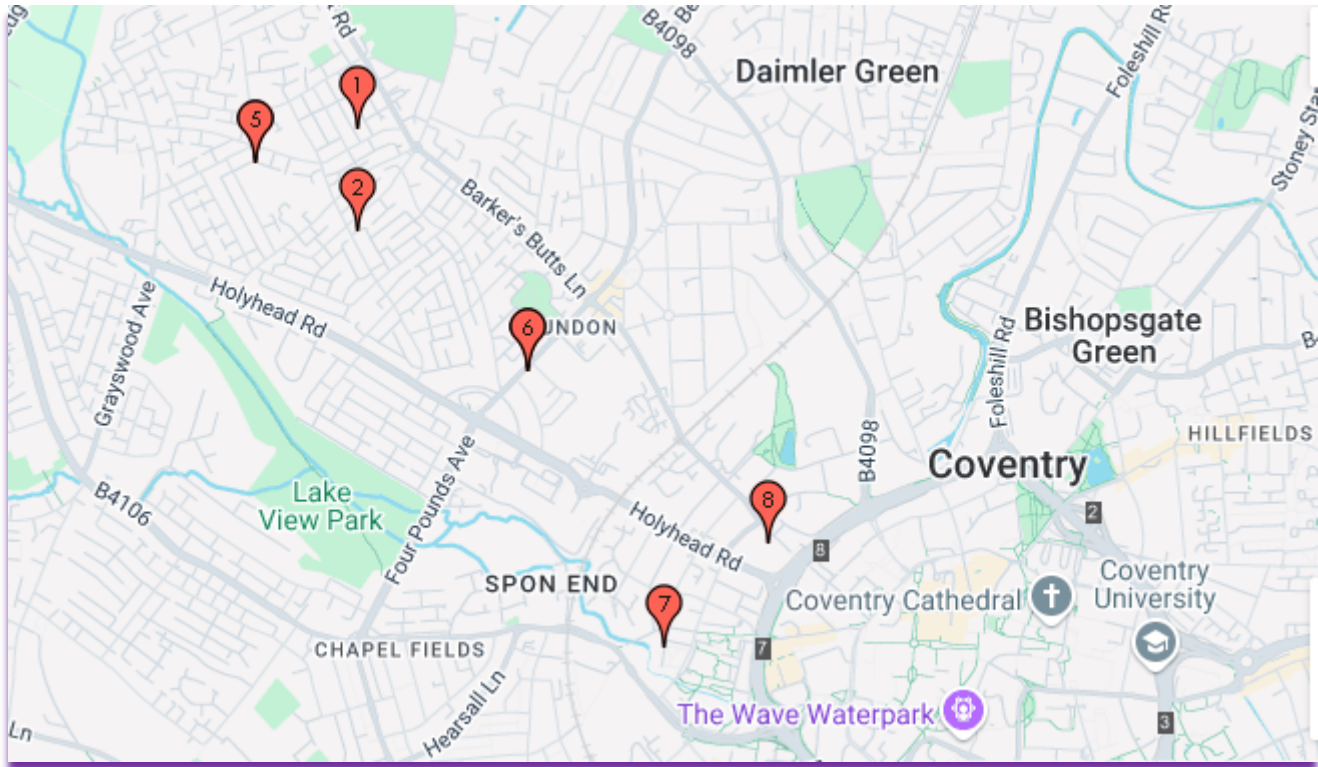
LOWER STOKE WARD



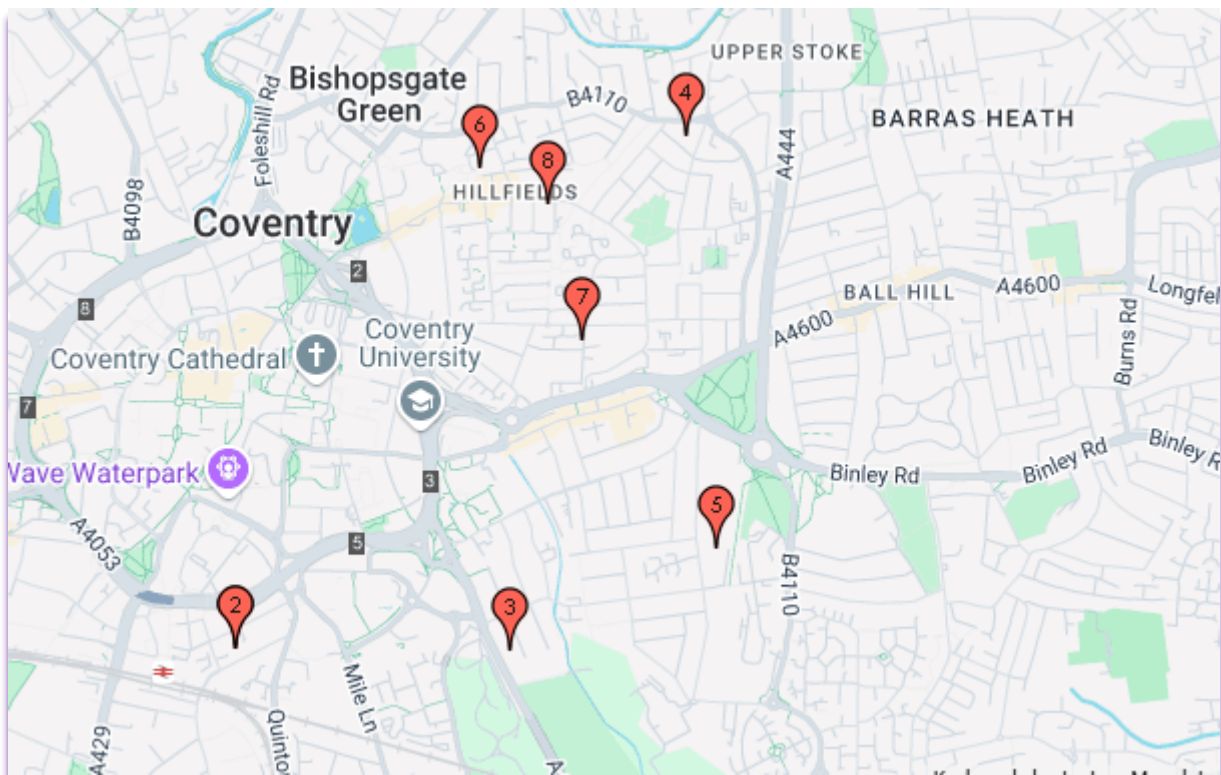
RADFORD WARD



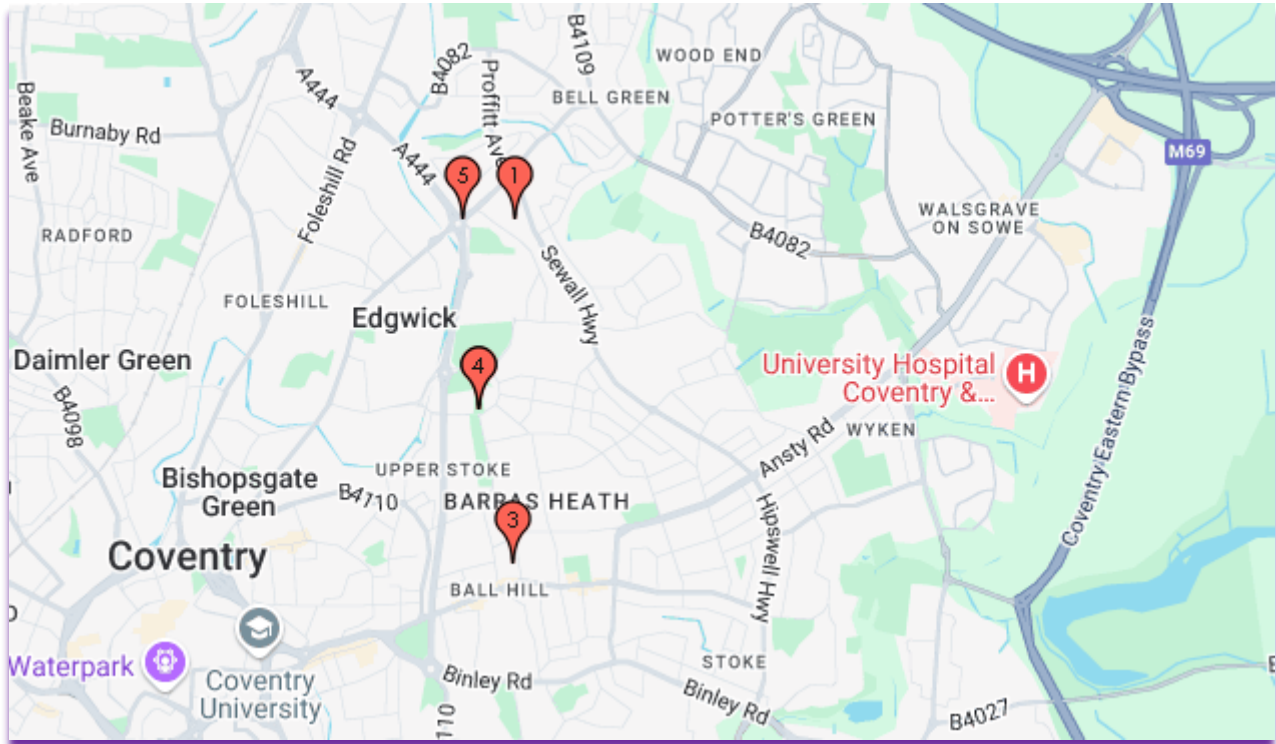
SHERBOURNE WARD



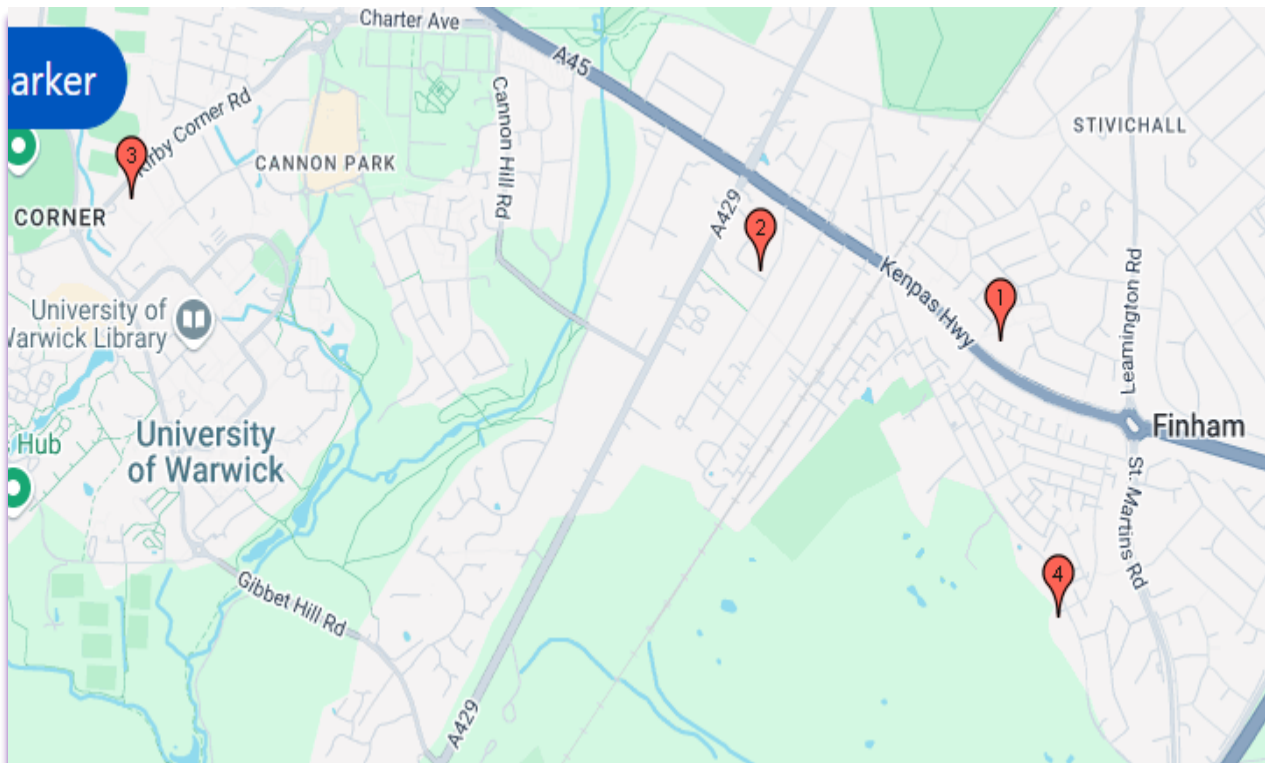
ST MICHAELS WARD



UPPER STOKE WARD



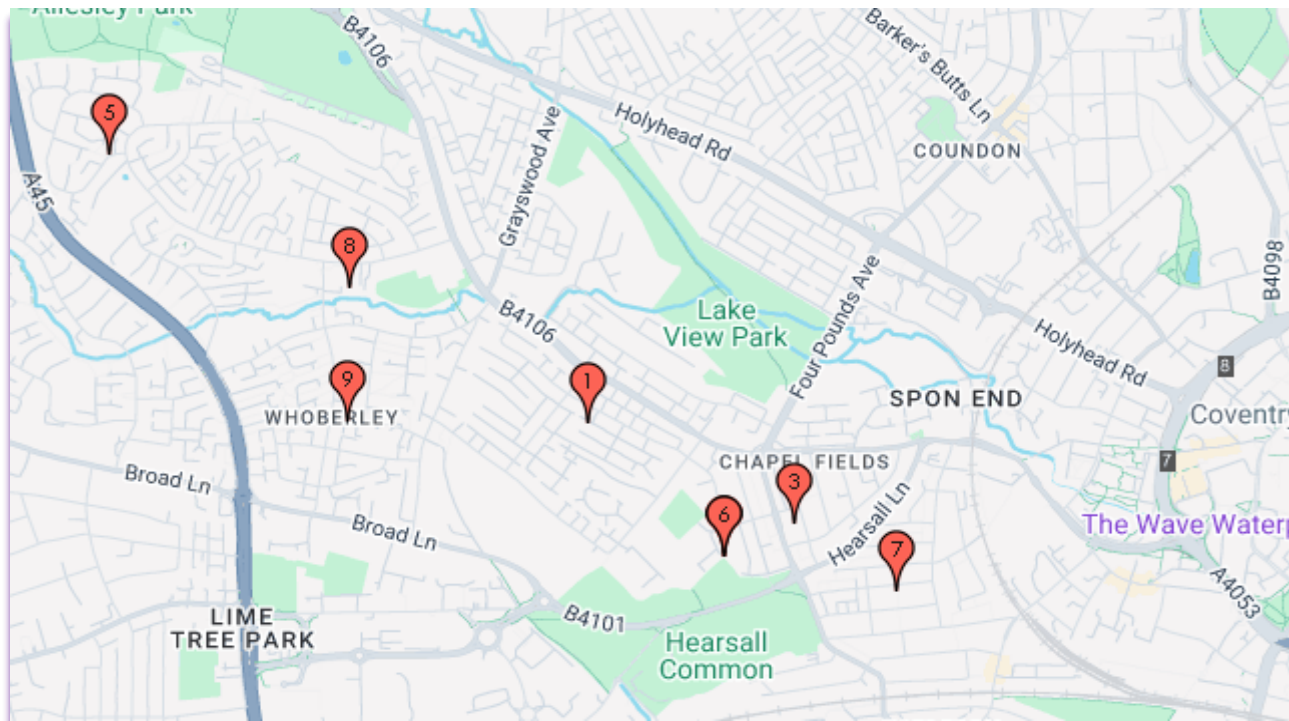
WAINBODY WARD



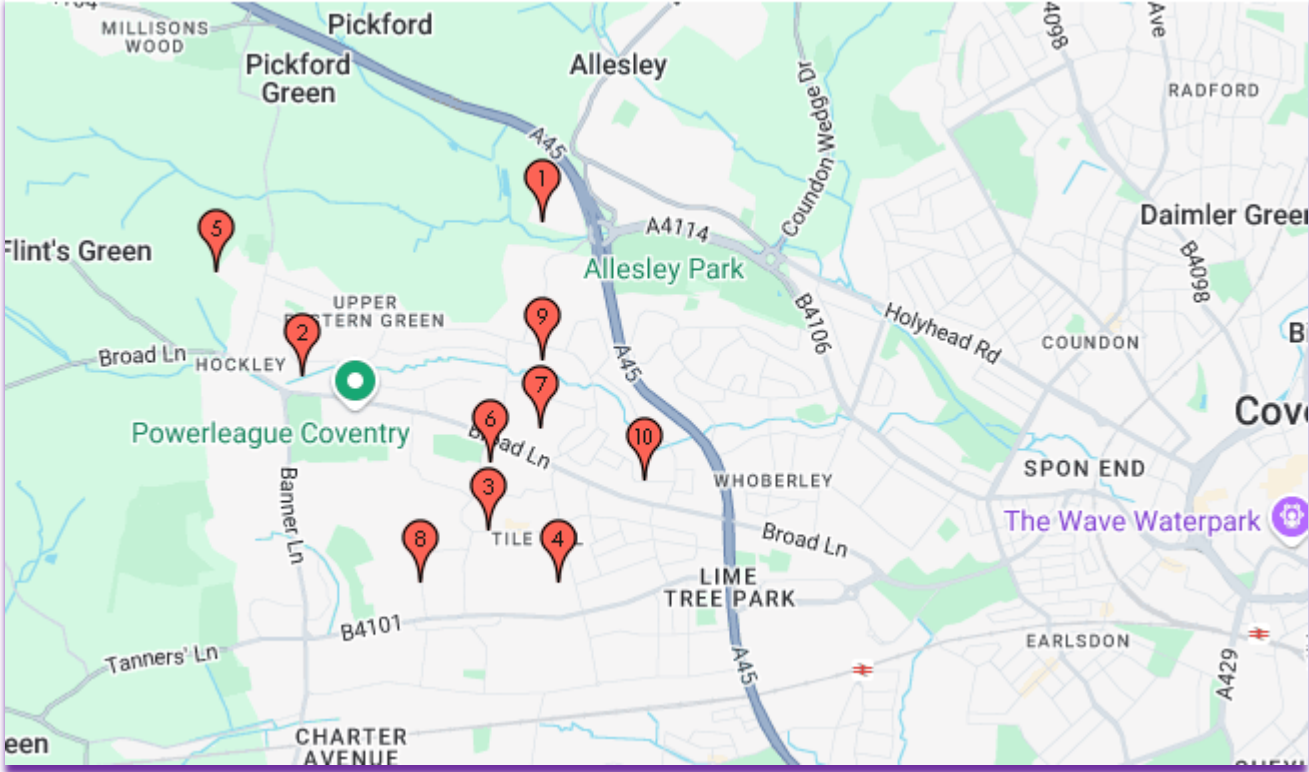
WESTWOOD WARD



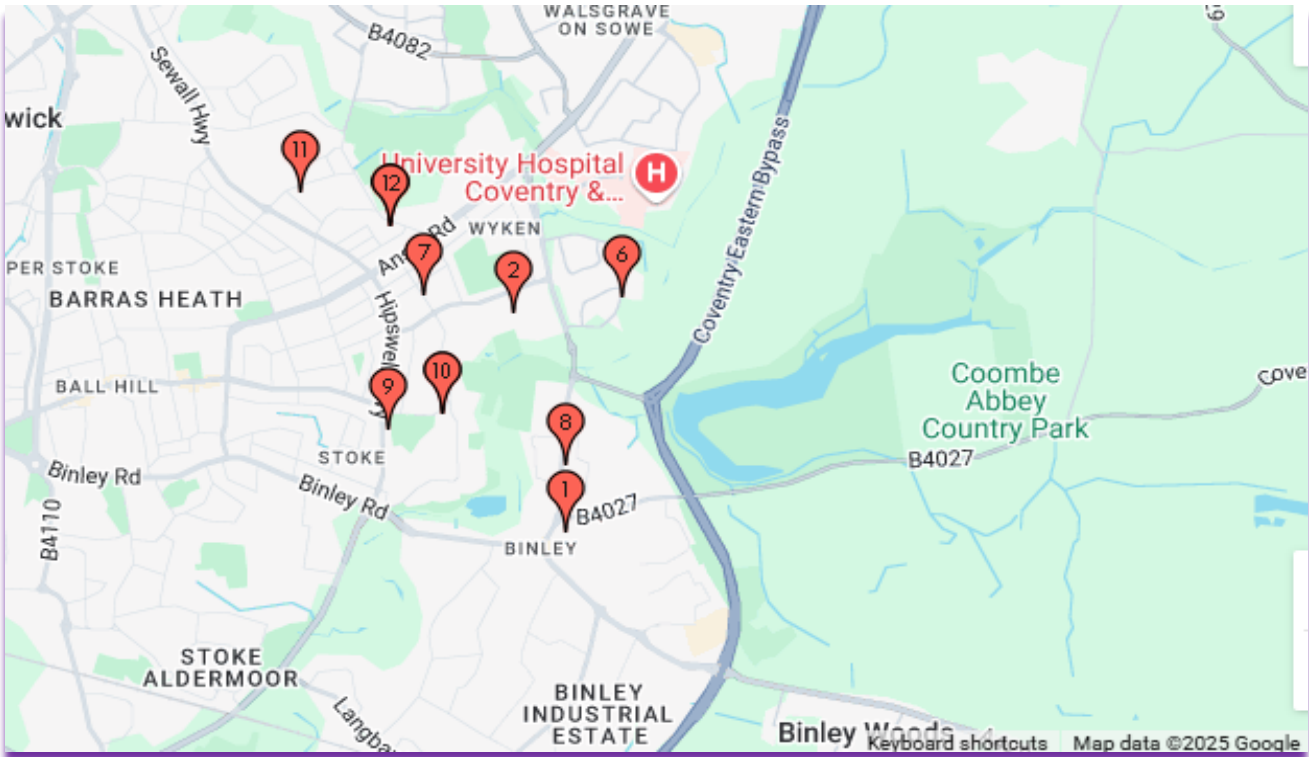
WHOBERLEY WARD



WOODLANDS WARD



WYKEN WARD



If you need this information in another format or language please contact

Coventry Early Years – Business, Sufficiency and Funding team on 024 7697 5451 or e-mail EYProviderfunding@coventry.gov.uk

Version – 2024-2025

