






You and Your Dog at Coombe

-  Dogs are welcome at Coombe, on their leads, in most areas of the park
-  No Dogs allowed in the Play Area, Climbing Forest or Fishery (except guide dogs)
-  Dogs can only be exercised off the lead in in the areas marked with a green paw print on the traffic light map overleaf
-  You are responsible for picking up after your dog. All bins in the park are suitable for dog waste
-  Many dogs are generally loveable and playful. Other visitors and park wildlife may not feel this way - they may feel frightened, ambushed or uncomfortable. Please respect their needs and keep your dog under control

Where can I take my dog in the park?



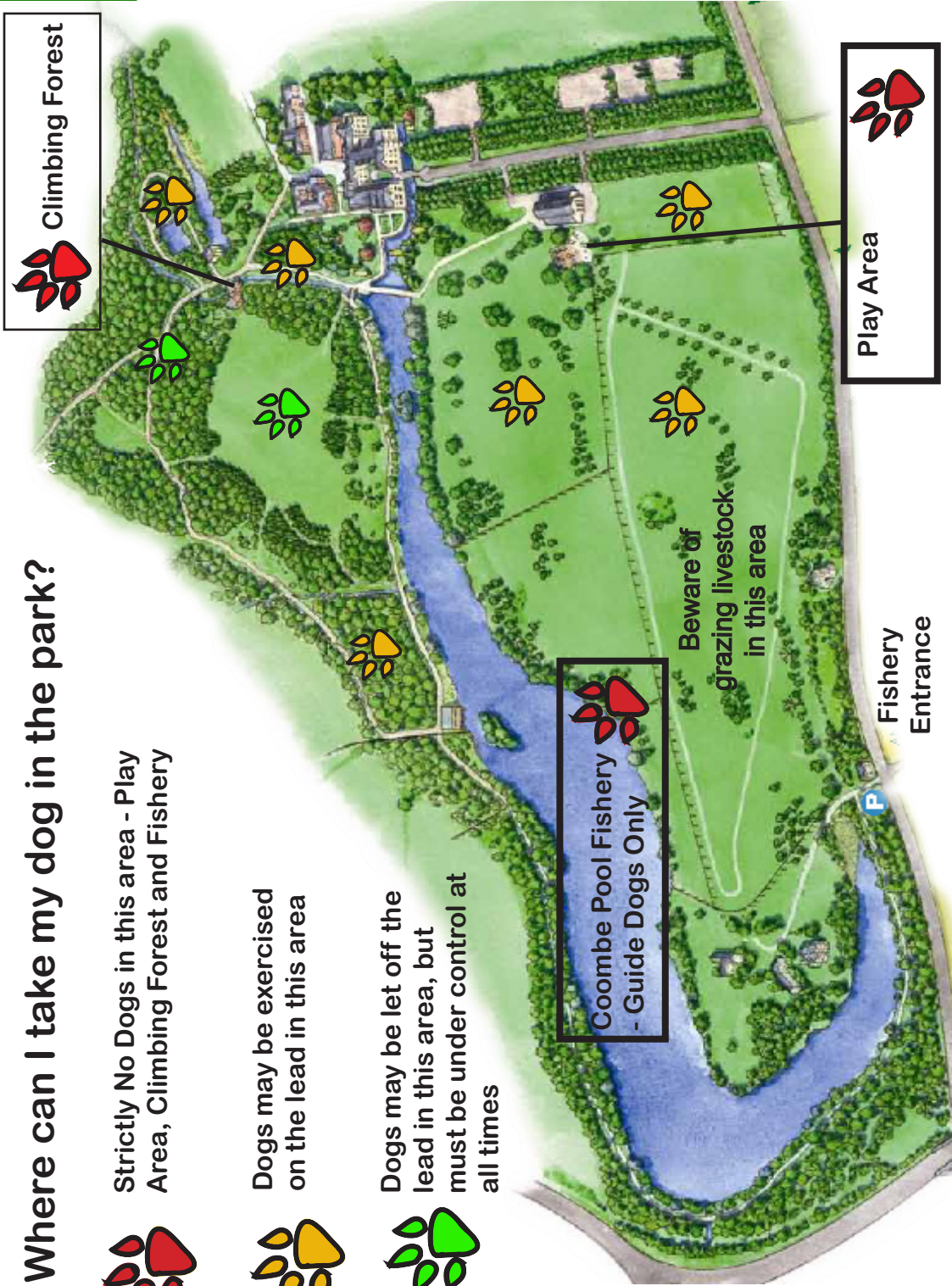
Strictly No Dogs in this area - Play Area, Climbing Forest and Fishery








Dogs may be exercised on the lead in this area



Dogs may be let off the lead in this area, but must be under control at all times



You and Your Dog at Coombe

-  Dogs are welcome at Coombe, on their leads, in most areas of the park
-  No Dogs allowed in the Play Area, Climbing Forest or Fishery (except guide dogs)
-  Dogs can only be exercised off the lead in in the areas marked with a green paw print on the traffic light map overleaf
-  You are responsible for picking up after your dog. All bins in the park are suitable for dog waste
-  Many dogs are generally loveable and playful. Other visitors and park wildlife may not feel this way - they may feel frightened, ambushed or uncomfortable. Please respect their needs and keep your dog under control

Where can I take my dog in the park?



Strictly No Dogs in this area - Play Area, Climbing Forest and Fishery



Dogs may be exercised on the lead in this area



Dogs may be let off the lead in this area, but must be under control at all times

